

georgy dorokhov


exposition-VII


general notation


all parts
all instruments

"0" - tacet

(◇) - keep play position without
any sound or moving

 - turn the pages

 - keep the same position

 - continue to play the same section

between the parts needed to take breaks

V part only

virtual horn:

virtual valve positions I _____
II _____
III _____


virtual trombone:

virtual stay positions high _____
low _____

virtual percussions:

virtual positions of virtual instruments right _____
centrum _____
left _____

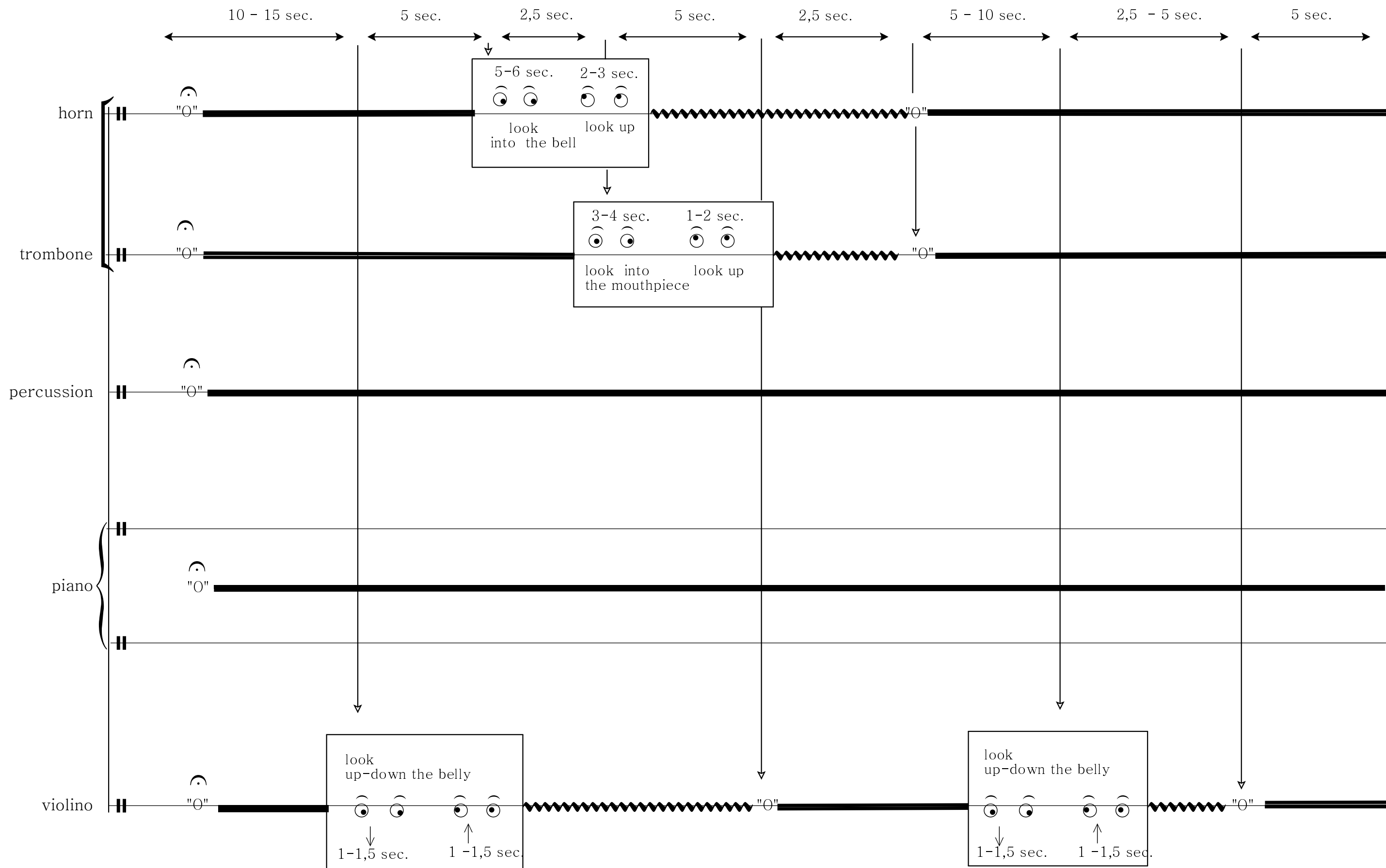
virtual piano:

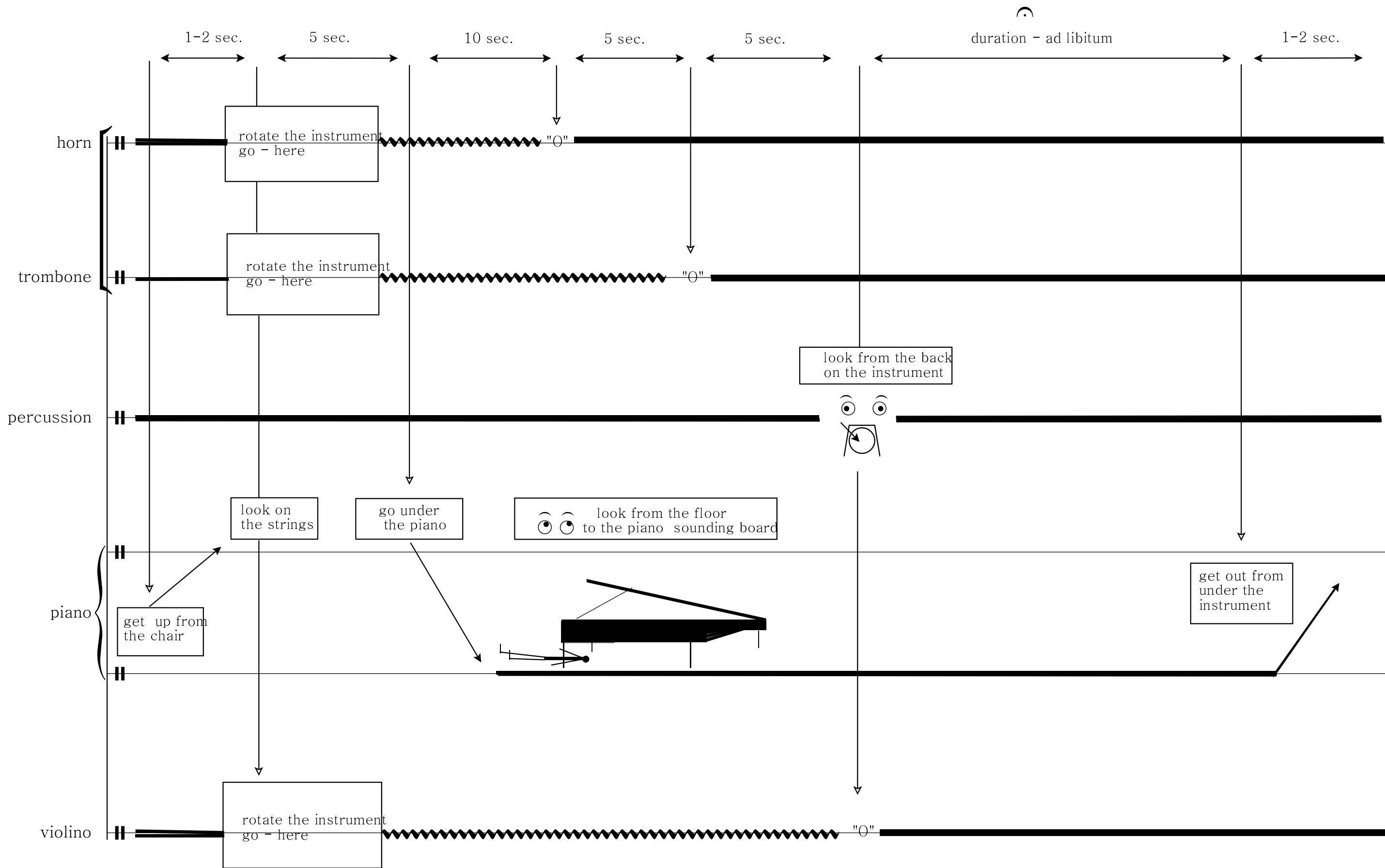
 - virtual clusters

virtual registers:  - high  -mean  -low

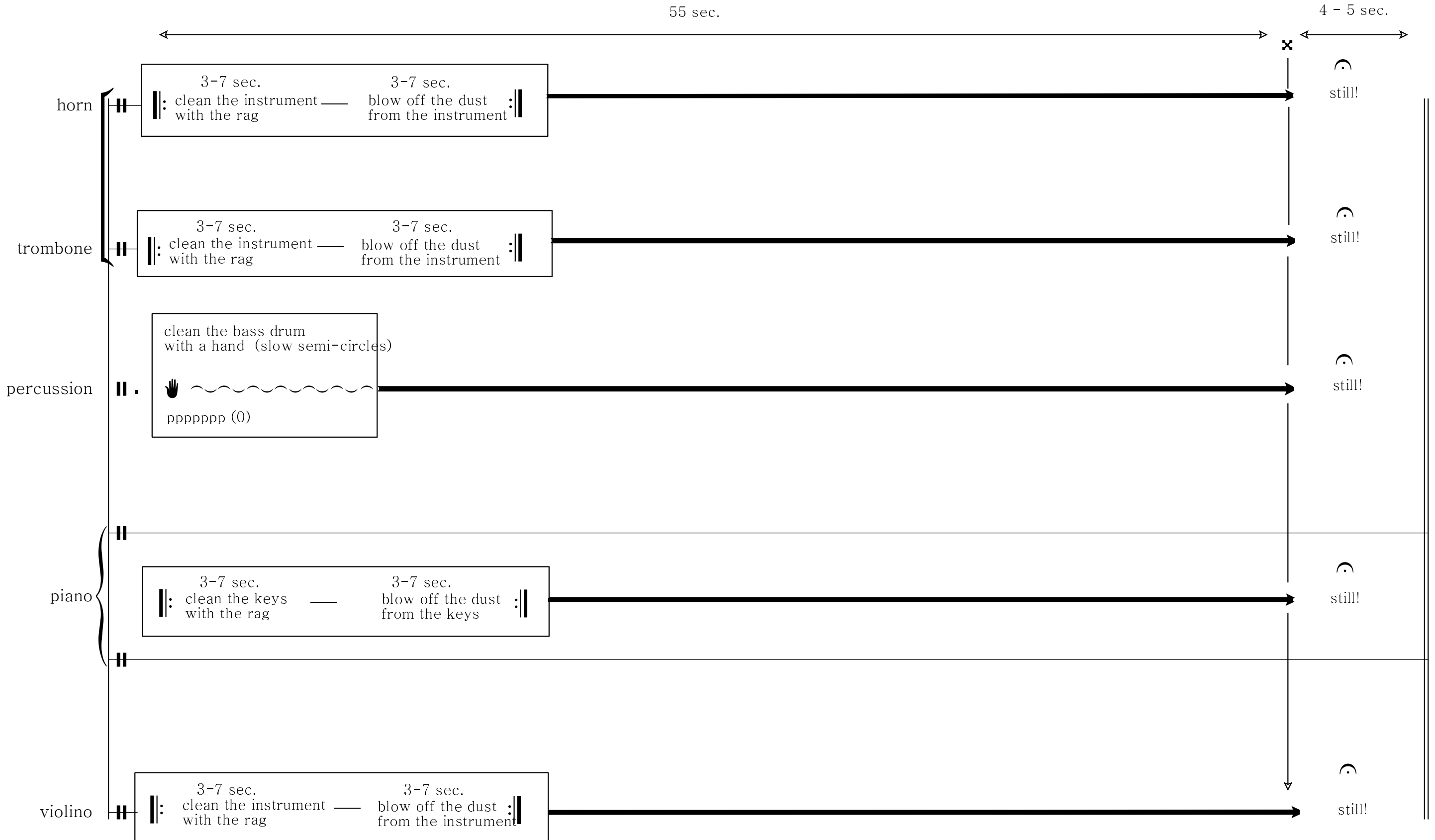
virtual violin:

virtual strings I-II _____
III-IV _____





II



N.B.! smallest synchronization in this part (from sign x) is unacceptable!

III

55 sec.

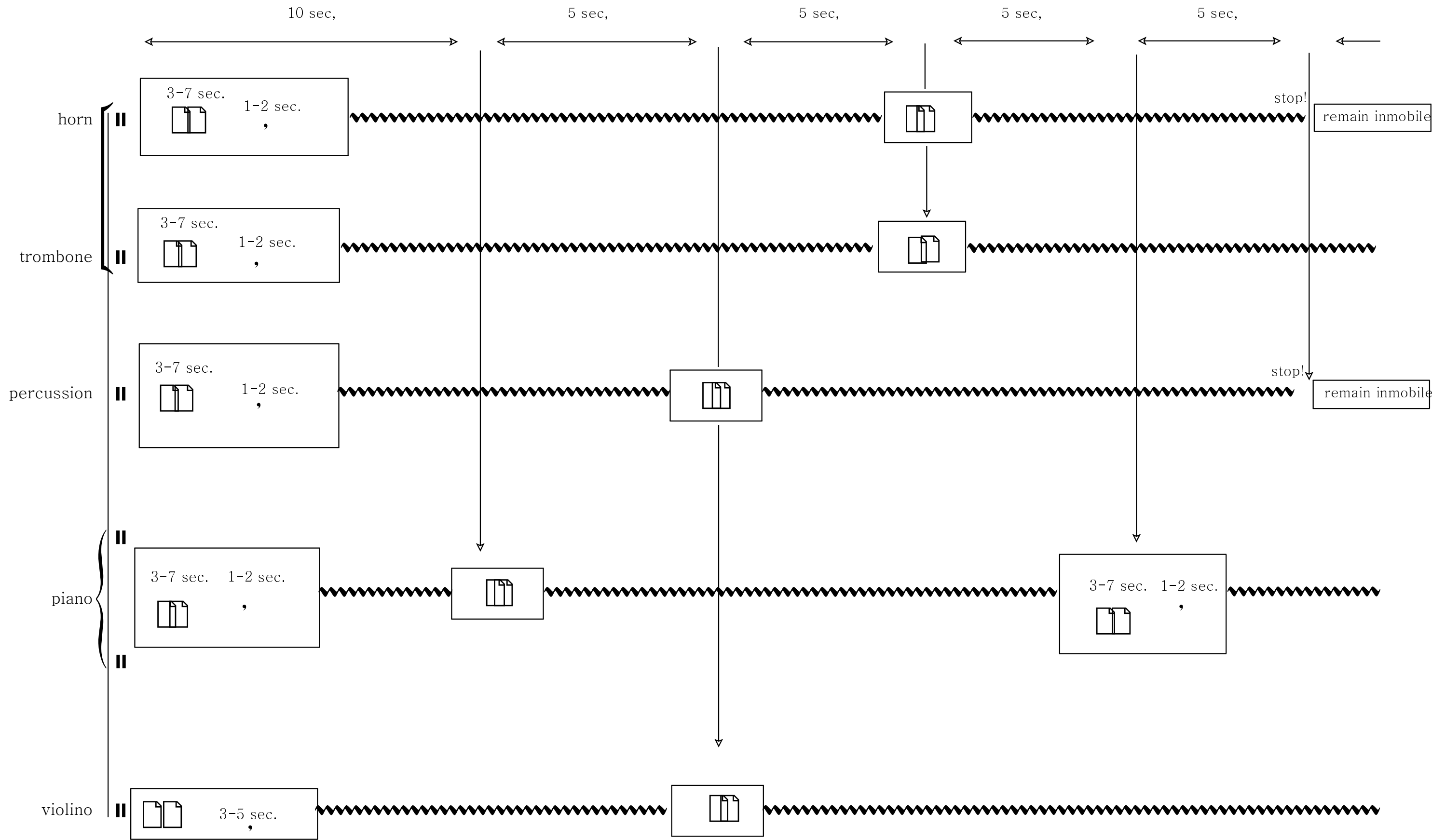
4 - 5 sec.

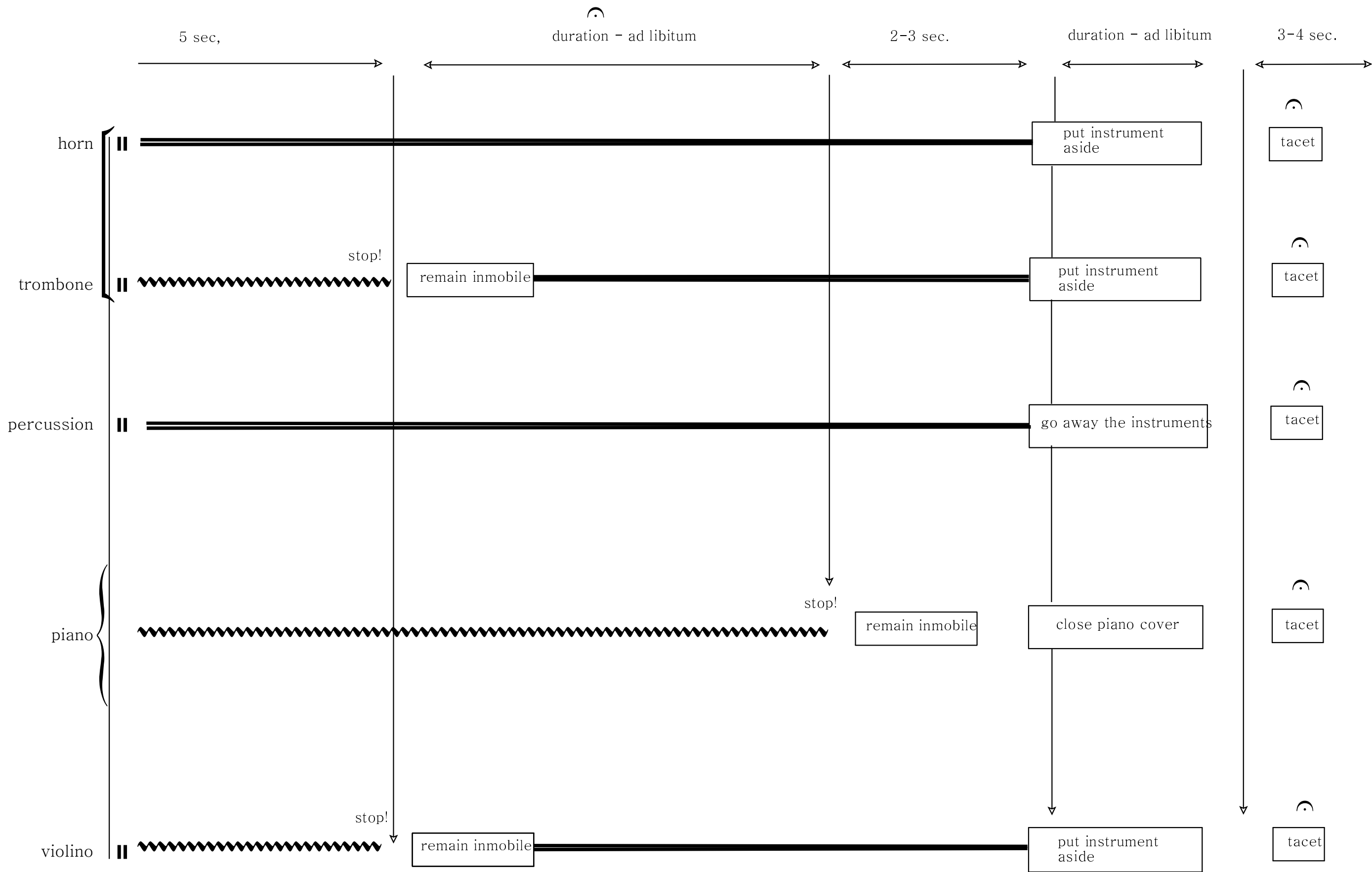
This musical score is for a section titled "III" and is divided into two time segments: a 55-second segment and a 4-5 second segment. The instruments and their instructions are as follows:

- horn**: Keep play position, press keys in the indicated fingering, do not play!
- trombone**: Keep play position with a half advanced stay, do not play!
- percussion**: Keep play position, press the both drum sticks to the instrument, as ready to play tremolo don't play nothing. The instrument is identified as "timpani".
- piano**: Keep play position, fingers on the indicated keys, don't play nothing.
- violino**: Keep play position, bow firmly pressed (in frog), do not play!

The score includes musical notation for the piano and violin parts, with specific fingering and key signatures indicated. The 55-second segment is marked with a double bar line and a diamond symbol, and the 4-5 second segment is marked with a vertical line and a diamond symbol.

IV





4

V

$\text{♩} = 60$

4

"play" without the instrument

13:16

horn

"f "

13:16

"play" without the instrument

15:16

trombone

"f "

15:16

"play" without the instrument

17:16

percussion

"f "

17:16

"play" without the instrument

19:16

piano

"f "

19:16

"play arco" without the instrument

21:16

violino

"f "

21:16

"f "

horn

trombone

percussion

piano

violino

13:16

15:16

17:16

19:16

21:16

13:16

15:16

17:16

19:16

21:16

Detailed description: This is a page of a musical score for five instruments: horn, trombone, percussion, piano, and violin. The score is divided into two systems. The horn part consists of two staves with a treble clef and a double bar line. The trombone part also consists of two staves with a treble clef and a double bar line. The percussion part consists of two staves with a treble clef and a double bar line. The piano part consists of two staves, one with a treble clef and one with a bass clef, both with a double bar line. The violin part consists of two staves with a treble clef and a double bar line. The score includes various musical notations such as notes, rests, and dynamic markings. There are also time signatures and rehearsal marks. The first system covers measures 13 to 17, and the second system covers measures 18 to 21. The time signature is 16/16. The rehearsal marks are 13:16, 15:16, 17:16, 19:16, and 21:16. The score is written in black ink on a white background.

This musical score page features five staves: horn, trombone, percussion, piano, and violino. The horn and trombone parts are written in alto clef (C4), percussion in soprano clef (C4), piano in treble and bass clefs (C4), and violino in soprano clef (C4). The score is divided into two systems. The first system contains measures 13-16, 15-16, 17-16, 19-16, and 21-16. The second system contains measures 13-16, 15-16, 17-16, 19-16, and 21-16. The horn part consists of a series of eighth notes with accents. The trombone part features a sequence of eighth notes with accents, some with stems pointing up and some down. The percussion part shows a rhythmic pattern of eighth notes with accents. The piano part includes chords and single notes in both hands, with stems pointing up and down. The violino part consists of eighth notes with accents, some with stems pointing up and some down. Brackets above the staves indicate the measure ranges for each part.

This musical score is divided into two systems. The first system contains measures 13 through 19, and the second system contains measures 20 through 21. The instruments and their parts are as follows:

- horn:** Measures 13-16 (13:16) and 20-23 (13:16). The part consists of a series of eighth notes with accents.
- trombone:** Measures 14-17 (15:16) and 21-24 (15:16). The part consists of a series of eighth notes with accents.
- percussion:** Measures 15-18 (17:16) and 22-25 (17:16). The part consists of eighth notes with accents and some rests.
- piano:** Measures 19-20 (19:16) and 22-23 (19:16). The part consists of chords in the right hand and single notes in the left hand.
- violino:** Measures 13-19 (21:16) and 20-21 (21:16). The part consists of eighth notes with accents and some rests.

Measure numbers are indicated by brackets above the staves: 13:16, 15:16, 17:16, 19:16, and 21:16.

This musical score is divided into two systems. The first system contains measures 13 through 19, and the second system contains measures 20 through 26. The instruments and their parts are as follows:

- horn:** Features a melodic line with accents and a thick black bar underneath. A bracket labeled **13:16** spans the first six measures of the first system.
- trombone:** Features a melodic line with accents and a thick black bar underneath. A bracket labeled **15:16** spans the first six measures of the first system.
- percussion:** Features a rhythmic line with accents and a thick black bar underneath. A bracket labeled **17:16** spans the first six measures of the first system.
- piano:** Features a complex accompaniment with chords and single notes in both treble and bass clefs. A bracket labeled **19:16** spans the first six measures of the first system.
- violino:** Features a melodic line with accents and a thick black bar underneath. A bracket labeled **21:16** spans the first six measures of the first system.

The second system continues the parts for all instruments, with brackets labeled **13:16**, **15:16**, **17:16**, **19:16**, and **21:16** indicating the continuation of the first six measures from the first system.

This musical score is divided into two systems, each containing five staves for different instruments. The instruments are horn, trombone, percussion, piano, and violino. The score is written in a rhythmic style with many notes beamed together and marked with accents (>). The first system covers measures 13 to 21, and the second system covers measures 16 to 21. The piano part is written in treble and bass clefs. The violino part is written in a single staff with a double bar line at the beginning. The percussion part uses a double bar line at the beginning. The horn and trombone parts use a double bar line at the beginning. The piano part uses a treble clef and a bass clef. The violino part uses a double bar line at the beginning. The score is marked with time signatures: 13:16, 15:16, 17:16, 19:16, and 21:16. The piano part has a treble clef and a bass clef. The violino part has a double bar line at the beginning. The percussion part has a double bar line at the beginning. The horn and trombone parts have a double bar line at the beginning. The score is marked with accents (>). The piano part has a treble clef and a bass clef. The violino part has a double bar line at the beginning. The percussion part has a double bar line at the beginning. The horn and trombone parts have a double bar line at the beginning. The score is marked with time signatures: 13:16, 15:16, 17:16, 19:16, and 21:16.

horn

trombone

percussion

piano

violino

13:16

13:16

15:16

15:16

17:16

17:16

19:16

19:16

21:16

21:16

4 - 5 sec.

The image shows a musical score for five instruments: horn, trombone, percussion, piano, and violin. The score is divided into two systems. The first system contains measures 13 through 21, and the second system contains measures 22 through 24. Each instrument part includes a staff with notes and rests, a dynamic marking of **ffff** (fortissimo), and a performance instruction of **4 - 5 sec.** (4 to 5 seconds). The horn part has a measure range of 13:16. The trombone part has a measure range of 15:16. The percussion part has a measure range of 17:16. The piano part has a measure range of 19:16. The violin part has a measure range of 21:16. The piano part is written in treble and bass clefs. The violin part is written in treble clef. The horn, trombone, and percussion parts are written in common time. The piano and violin parts are written in 3/4 time. The score is marked with **ffff** and **4 - 5 sec.** throughout.

VI

10 sec. 5 sec. 1-2 sec. 5 sec. 10 sec. 15 sec. 10 sec.

horn
 keep play position, press keys in the indicated fingering do not play!
 (◊)
 [fingering box]
 ton ped.
 > sffff

trombone
 keep play position hand on the mouthpiece do not play!
 (◊)
 batt. with the hand on the mouthpiece
 > sffff

percussion
 standing with cymbals in hands do not play!
 (◊)
 begin to very slowly raise cymbals in opposite directions as ready to the stroke
 stand still as ready to the stroke
 romantic cymbal stroke
 > sffff

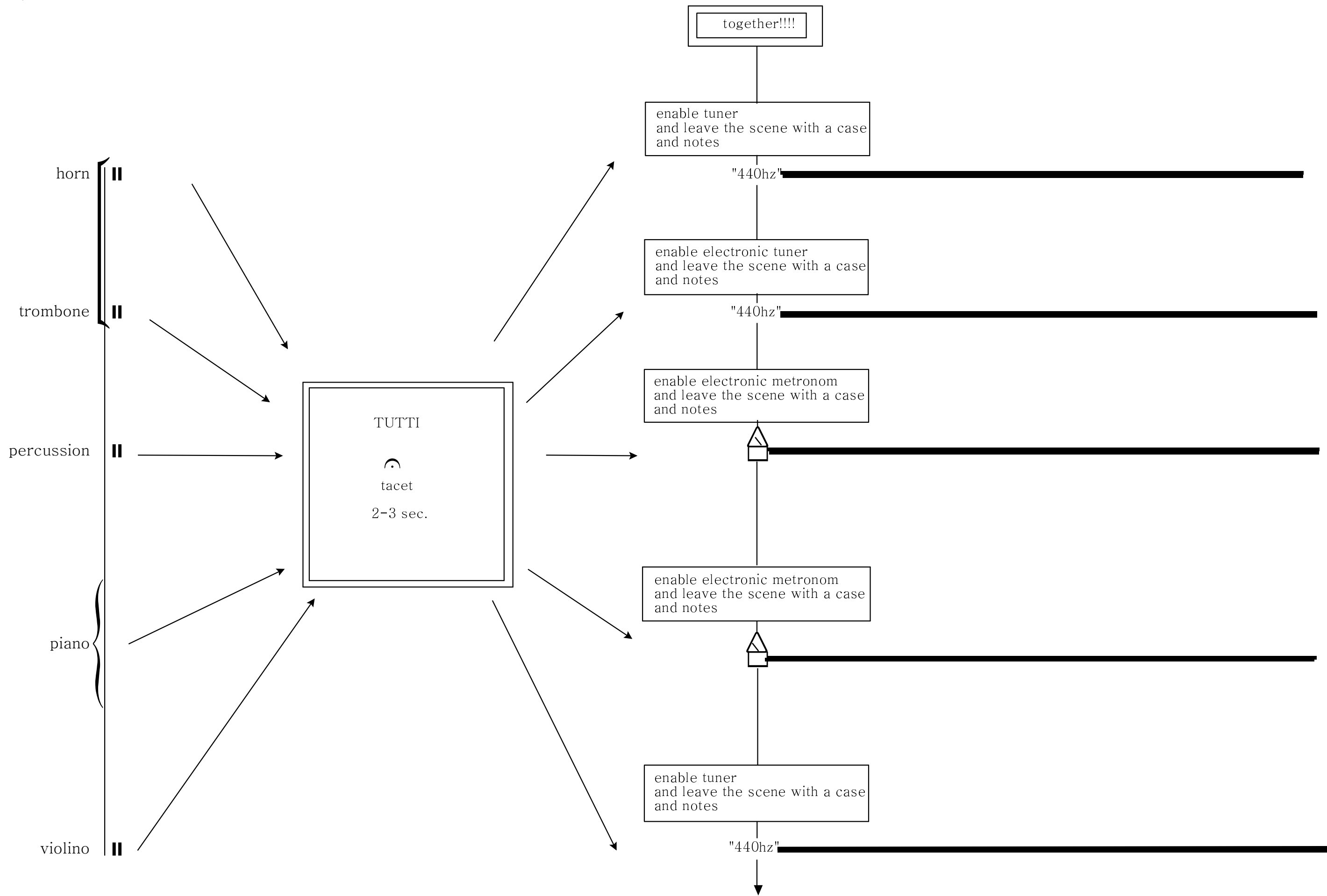
piano
 keep play position fists ready to play cluster do not play!
 (◊)
 secco cluster (maximum 4-5 notes)
 8^{va}
 > sffff

violino
 keep play position bow firmly pressed (in frog) do not play!
 (◊)
 arco with the pression
 > sffff

VII

horn	3-7 sec. clean the instrument with the rag	3-7 sec. shake the spit from the instrument	3-7 sec. pull out and clean up the keys	3-7 sec. pull out and clean up the mouthpiece	3-7 sec. put the instrument into the case	3-7 sec. close the case
trombone	3-7 sec. clean the instrument with the rag	3-7 sec. shake the spit from the instrument	3-7 sec. pull out and clean up the stand	3-7 sec. pull out and clean up the mouthpiece	3-7 sec. put the instrument into the case	3-7 sec. close the case
percussion	3-7 sec. put the cymbal aside	3-7 sec. clean the cymbals with the rag	3-7 sec. clean the both drum sticks with the rag	3-7 sec. shake the dust rag	3-7 sec. collect pages	3-7 sec. put pages in the folder
piano	3-7 sec. clean the white keys with the rag	3-7 sec. clean the black keys with the rag	3-7 sec. close key cover	3-7 sec. clean the key kover with the rag	3-7 sec. clean the strings with the rag	3-7 sec. close piano cover
violino	3-7 sec. clean the instrument with the rag	3-7 sec. clean the strings with the rag	3-7 sec. clean the bow with a rag	3-7 sec. loose the bow hair	3-7 sec. put violin and bow into the case	3-7 sec. close the case

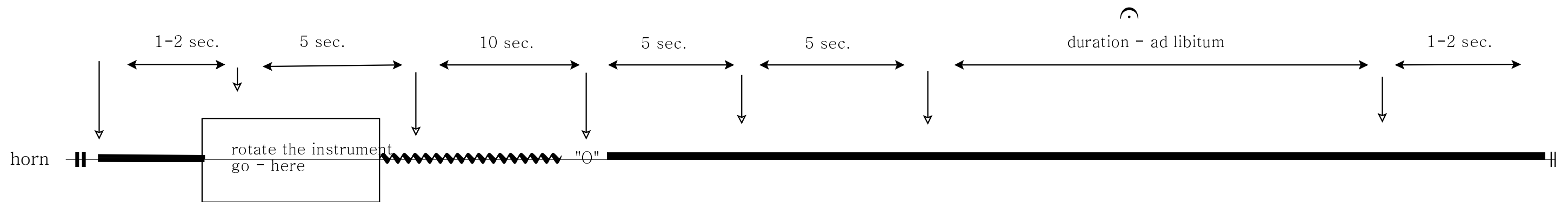
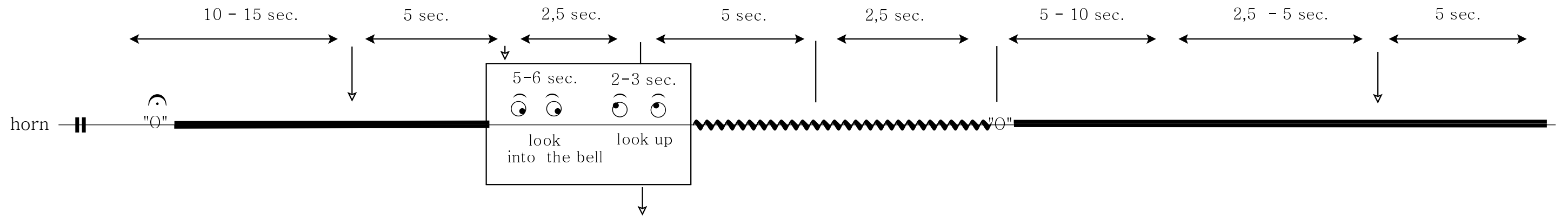
N.B.! smallest synchronization in this part (from next page) is unacceptable!



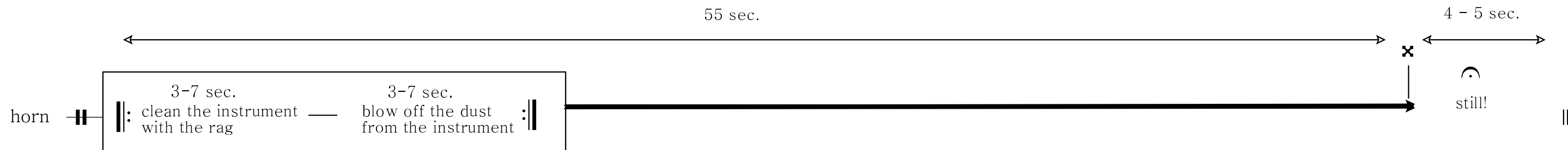
horn **||**

I

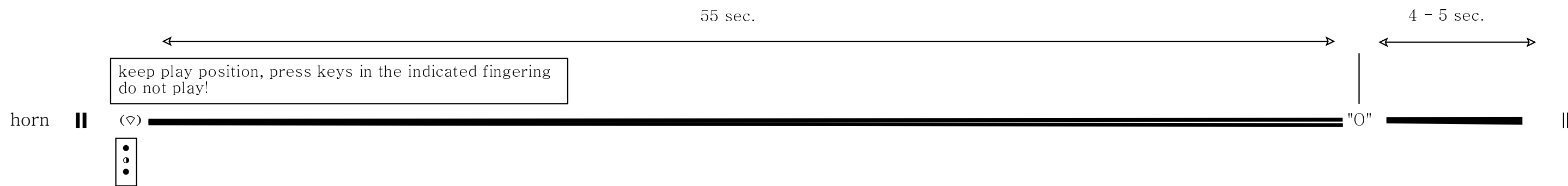
georgy dorokhov



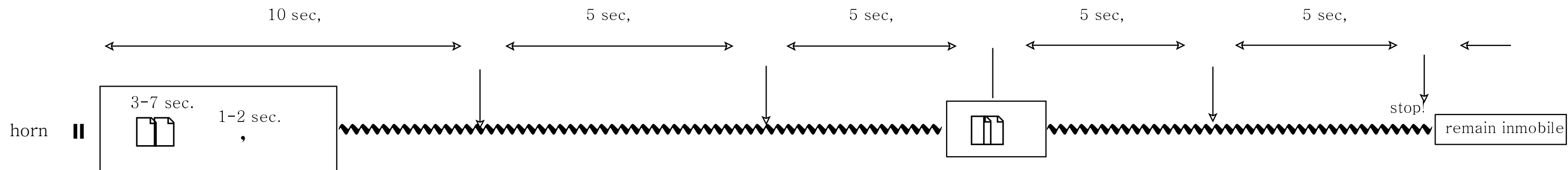
II



III



IV



5 sec, duration - ad libitum 2-3 sec. duration - ad libitum 3-4 sec.




horn ||  put instrument aside  tacet

Diagram showing timing intervals for a horn part. A 5-second interval is followed by a 'duration - ad libitum' interval. This is followed by a 2-3 second interval, another 'duration - ad libitum' interval, and finally a 3-4 second interval. The first two intervals correspond to a thick black line on the horn staff labeled 'put instrument aside'. The final interval corresponds to a thick black line labeled 'tacet'.

4

 = 60

4

"play" without the instrument

V

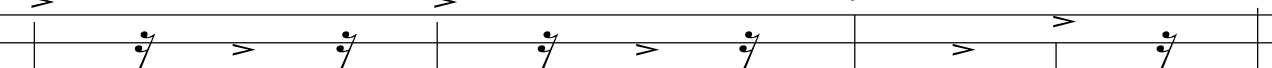

horn ||  **13:16**  **13:16**

Diagram showing a horn staff with notes and accents. The first section is marked **13:16** and includes the dynamic marking **"f"**. The second section is also marked **13:16**. A bracket above the second section indicates a duration of **13:16**.

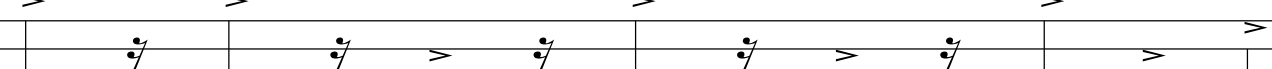
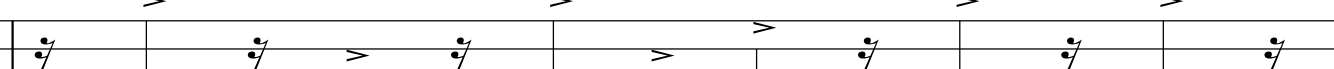
horn ||  **13:16**  **13:16**

Diagram showing a horn staff with notes and accents. The first section is marked **13:16**. The second section is also marked **13:16**. A bracket above the second section indicates a duration of **13:16**.



horn ||  **13:16**  **13:16**

Diagram showing a horn staff with notes and accents. The first section is marked **13:16**. The second section is also marked **13:16**. A bracket above the second section indicates a duration of **13:16**.

horn **||** *13:16* *13:16*

horn **||** *13:16* *13:16*

horn **||** *13:16* *13:16*

horn **||** *13:16* 4 - 5 sec.

VI

10 sec. 5 sec. 1-2 sec. 5 sec. 10 sec. 15 sec. 10 sec.

keep play position,
press keys in the indicated fingering
do not play!

horn || () ||

ton ped.

sfffff

VII

horn ||

3-7 sec.	3-7 sec.	3-7 sec.	3-7 sec.	3-7 sec.	3-7 sec.
clean the instrument with the rag	shake the spit from the instrument	pull out and clean up the keys	pull out and clean up the mouthpiece	put the instrument into the case	close the case

horn || tacet 2-3 sec. "440hz"

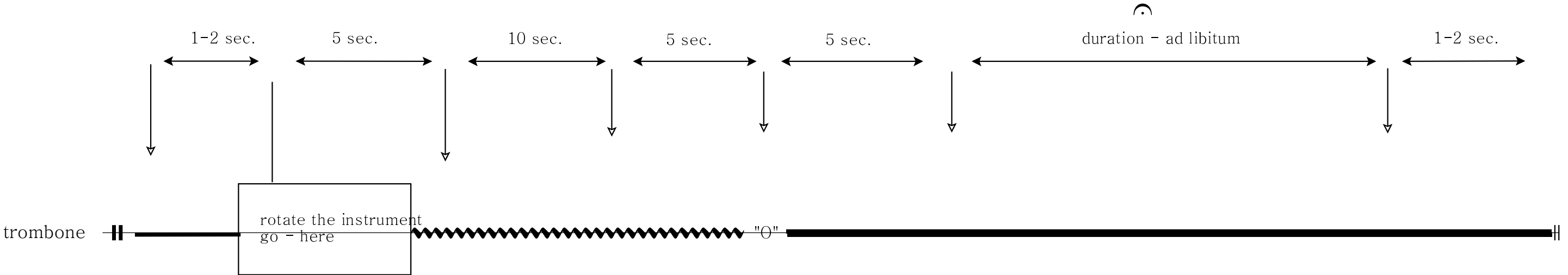
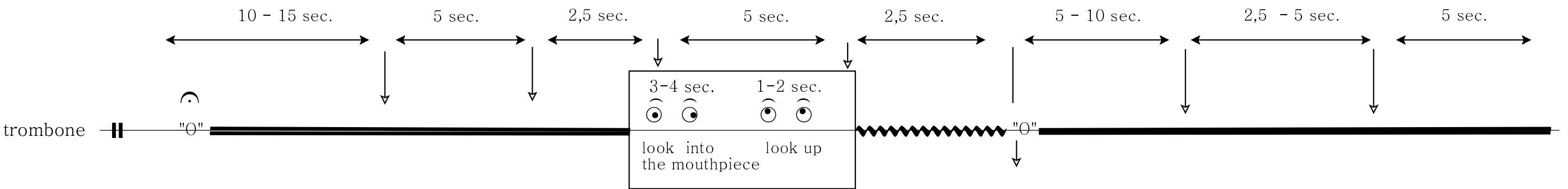
together!!!!

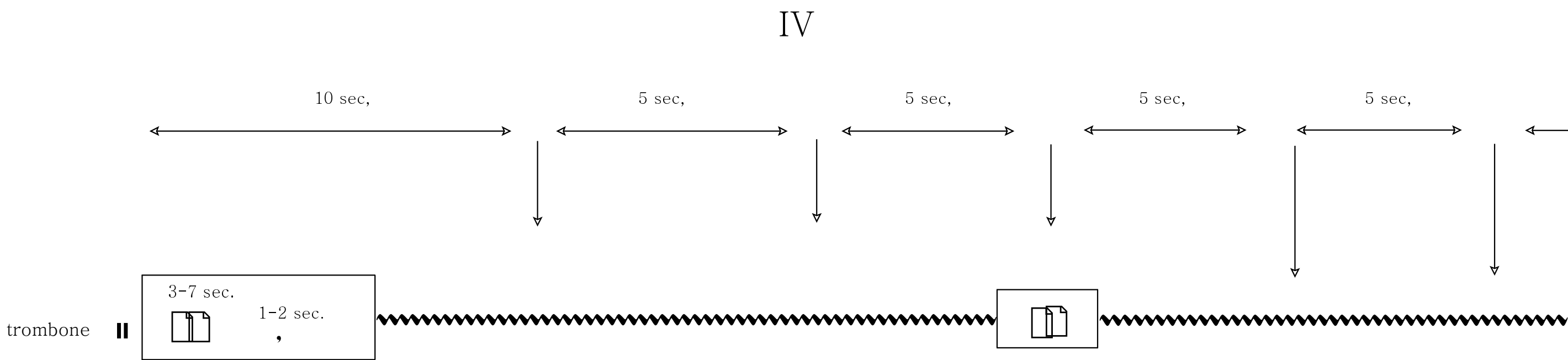
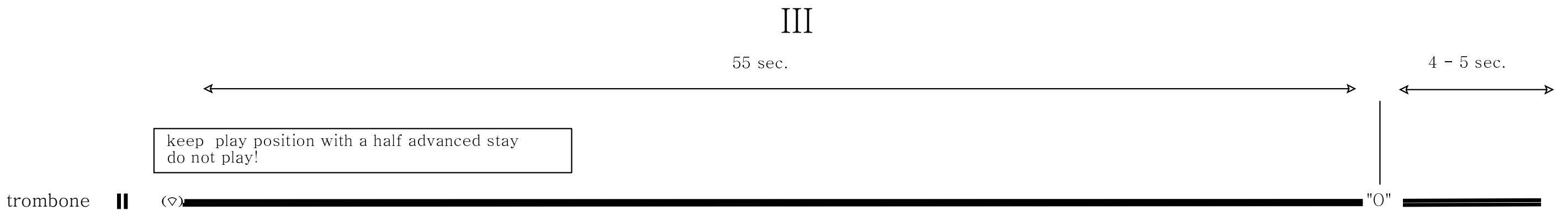
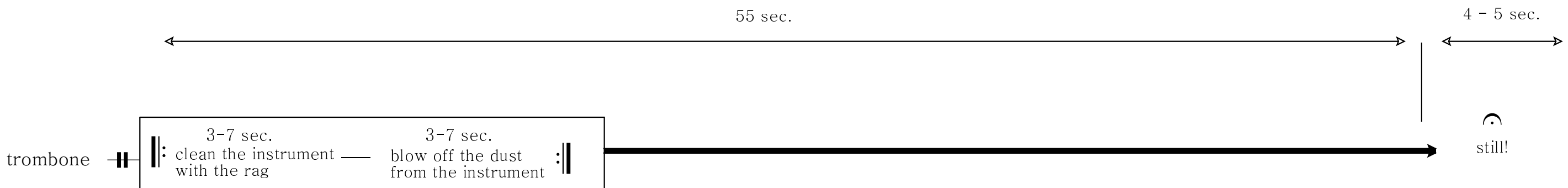
enable tuner and leave the scene with a case and notes

I

trombone 

georgy dorokhov







trombone

stop!

remain immobile

put instrument aside

tacet

The notation shows a double bar line followed by a tremolo line. Above the tremolo is the word "stop!". Below the tremolo is a box labeled "remain immobile". This is followed by a long horizontal line. Above this line is a box labeled "put instrument aside". Below the line is another box labeled "tacet".

4
4

♩ = 60

V

trombone

"play" without the instrument

15:16

f

15:16

The score is for trombone in 4/4 time, marked forte (f). It begins with a double bar line and a fermata. The first section is marked "play" without the instrument and contains a series of eighth notes with accents (>) and fermatas. A bracket above this section is labeled "15:16". The second section also contains eighth notes with accents and fermatas, with a bracket below it labeled "15:16".

trombone

15:16

15:16

trombone

15:16

15:16

trombone

15:16

15:16

trombone

15:16

15:16

trombone

15:16

15:16

trombone

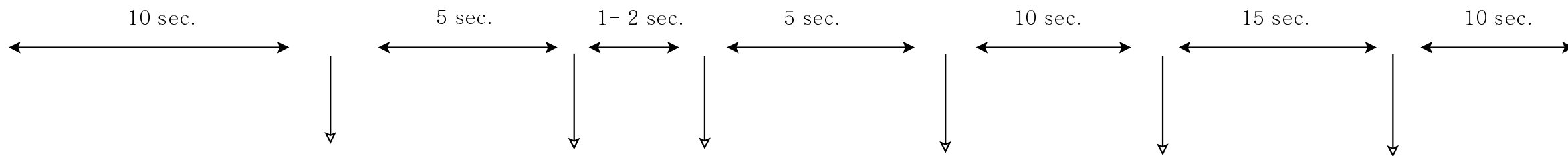
15:16

4 - 5 sec.

"ffff "

"ffff "

VI



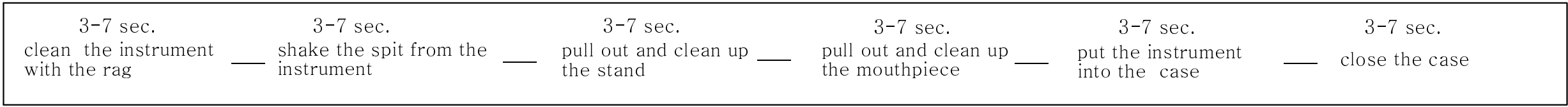
keep play position
hand on the mouthpiece
do not play!

batt.with the hand
on the mouthpiece



VII

trombone ||



together!!!!

enable electronic tuner
and leave the scene with a case
and notes

trombone ||

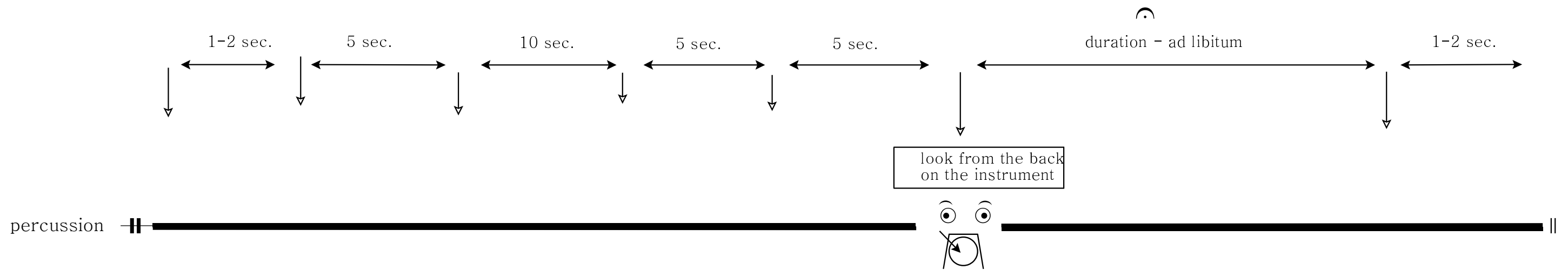
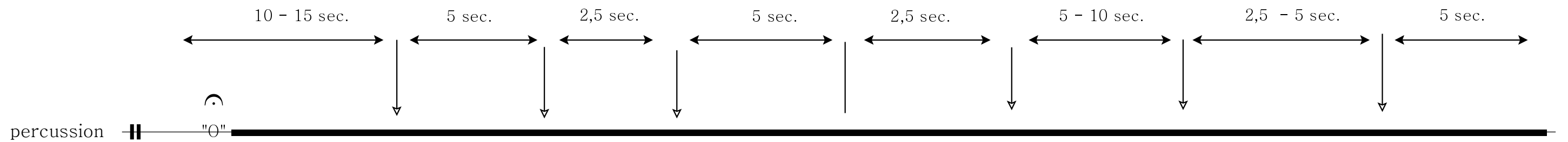
tacet
2-3 sec.

"440hz" 

percussion ||

I

georgy dorokhov



II

55 sec.

4 - 5 sec.



clean the bass drum
with a hand (slow semi-circles)

ppppppp (0)

percussion II .




still!



III

55 sec.

4 - 5 sec.



keep play position
press the both drum sticks to the instrument,
as ready to play tremolo don;t play nothing

percussion II

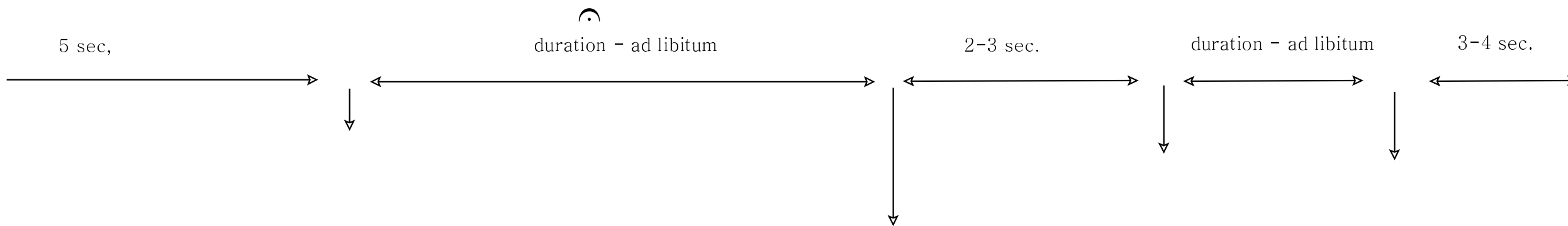
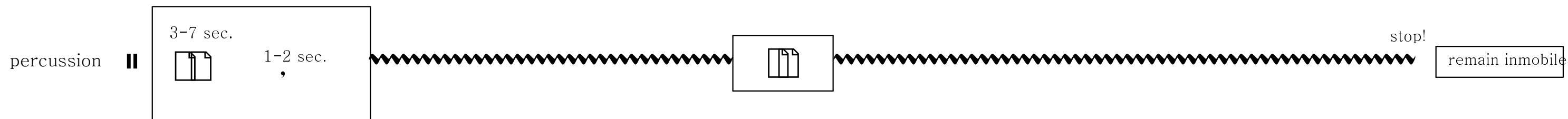
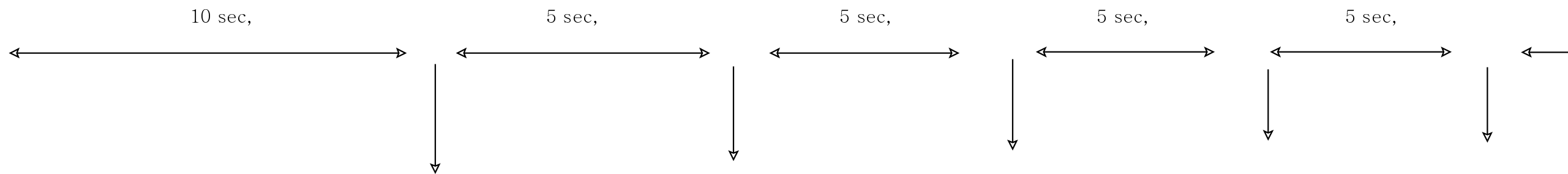
(∩)
"timpani"



"O"



IV



4
4

$\text{♩} = 60$
"play" without the instrument

17:16

V

percussion

"f "

Detailed description: This system shows a percussion staff in 4/4 time. The tempo is marked as quarter note = 60. The instruction "play without the instrument" is present. A 17-measure phrase is indicated by a bracket and labeled "17:16". This phrase consists of 17 eighth notes, each with an accent (>). The first measure has a dynamic marking of "f". The phrase ends with a double bar line and a repeat sign. A second 17-measure phrase is also indicated by a bracket and labeled "17:16", starting after a whole rest. This phrase also consists of 17 eighth notes with accents, ending with a double bar line and a repeat sign.

17:16

percussion

Detailed description: This system continues the percussion staff. It features a 17-measure phrase with accents, labeled "17:16". The phrase consists of 17 eighth notes with accents (>). The first measure has a dynamic marking of "f". The phrase ends with a double bar line and a repeat sign. A second 17-measure phrase is also indicated by a bracket and labeled "17:16", starting after a whole rest. This phrase also consists of 17 eighth notes with accents, ending with a double bar line and a repeat sign.

17:16

percussion

Detailed description: This system continues the percussion staff. It features a 17-measure phrase with accents, labeled "17:16". The phrase consists of 17 eighth notes with accents (>). The first measure has a dynamic marking of "f". The phrase ends with a double bar line and a repeat sign. A second 17-measure phrase is also indicated by a bracket and labeled "17:16", starting after a whole rest. This phrase also consists of 17 eighth notes with accents, ending with a double bar line and a repeat sign.

percussion

17:16

17:16

percussion


17:16

17:16

percussion

17:16

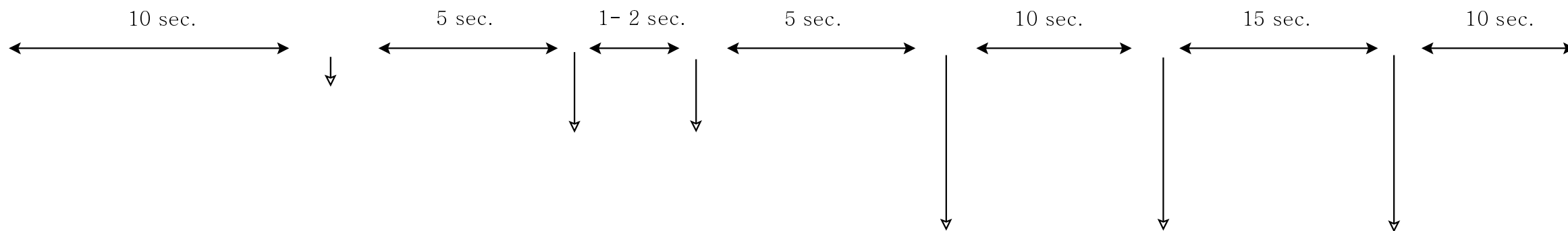
17:16



percussion

A musical staff for percussion. It begins with a double bar line. The staff contains a thick black horizontal line with several upward-pointing chevrons above it. Below the staff, there are several vertical lines and a few notes with stems. A time signature **17:16** is written above the staff. The staff ends with a double bar line.

VI



percussion

standing with cymbals in hands
do not play!

begin to very slowly raise
cymbals in opposite
directions as ready
to the stroke

stand still
as ready to
the stroke

romantic cymbal stroke

sfffff

A diagram illustrating the physical preparation for a cymbal stroke. It shows a thick horizontal line representing the cymbal. Below it, a vertical line represents the hand, with two diagonal lines representing the cymbal's edges. The text 'standing with cymbals in hands do not play!' is above the line. The text 'begin to very slowly raise cymbals in opposite directions as ready to the stroke' is above the diagonal lines. The text 'stand still as ready to the stroke' is above the vertical line. The text 'romantic cymbal stroke' is above the diagram. The text 'sfffff' is below the diagram. The diagram ends with a double bar line.

VII

percussion ||

3-7 sec. put the cymbal aside	—	3-7 sec. clean the cymbals with the rag	—	3-7 sec. clean the both drum sticks with the rag	—	3-7 sec. shake the dust rag	—	3-7 sec. collect pages	—	3-7 sec. put pages in the folder
-------------------------------------	---	---	---	--	---	--------------------------------	---	---------------------------	---	-------------------------------------

together!!!!

enable electronic metronom
and leave the scene with a case
and notes

percussion ||

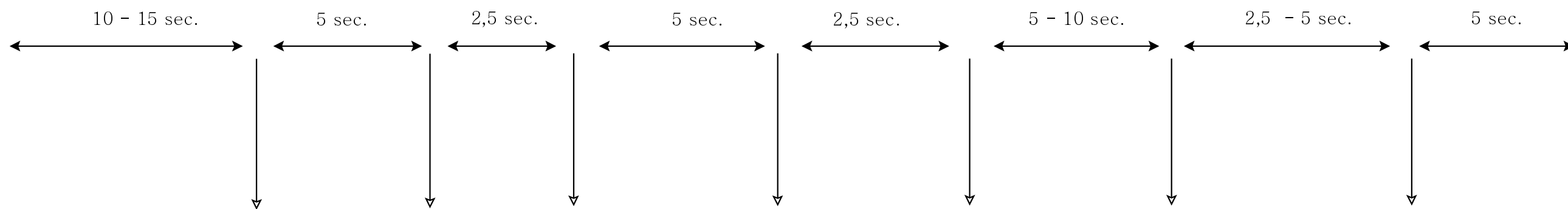
tacet 2-3 sec.



piano { **||**
||

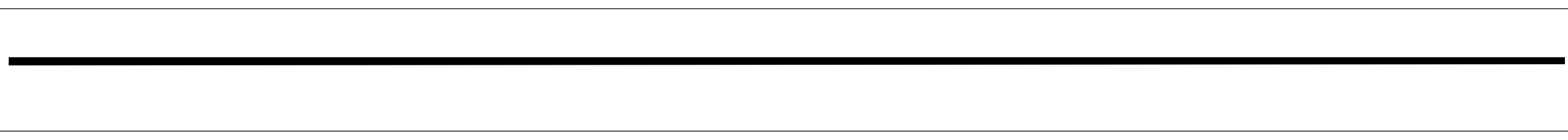
I

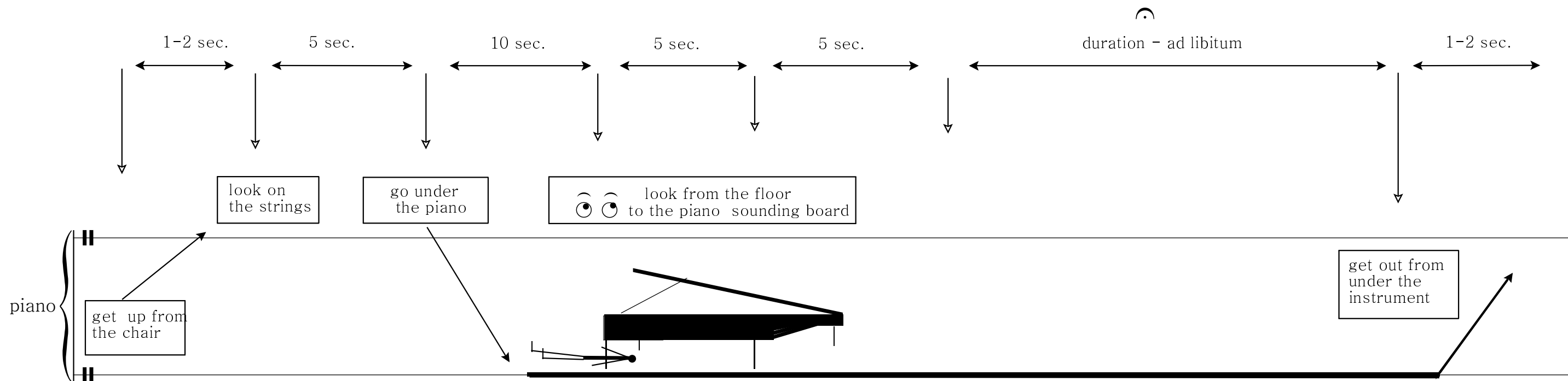
georgy dorokhov



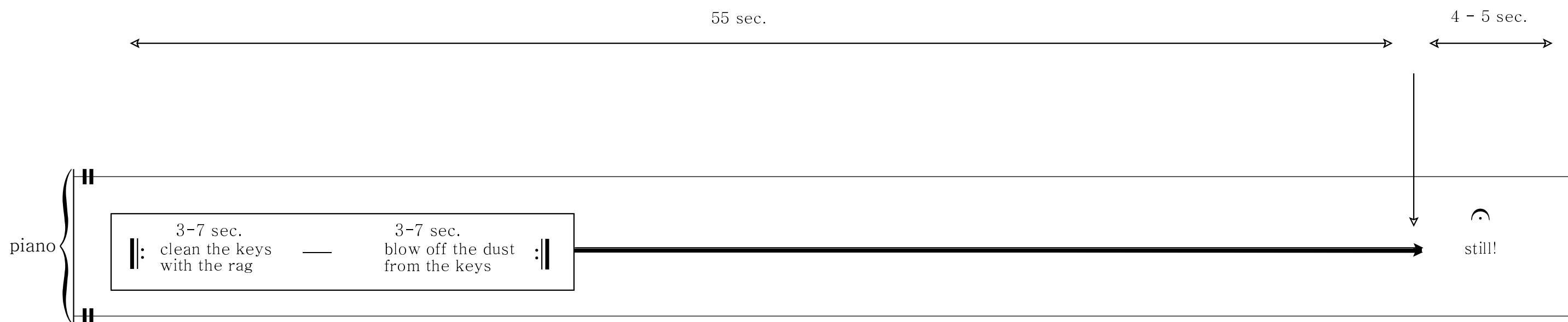
piano { **||**
||

◡
"0"





II



III

55 sec.

4 - 5 sec.

piano

keep play position, fingers on the indicated keys
don't play nothing

"O"

"O"

Detailed description: This block shows the musical notation for section III. It consists of two piano staves, treble and bass clef, with a brace on the left labeled 'piano'. The treble staff has a key signature of one sharp (F#) and a common time signature (C). The bass staff has a key signature of one sharp (F#) and a common time signature (C). A long horizontal line spans across both staves, indicating a sustained position. Above the staves, a double-headed arrow indicates a duration of 55 seconds. To the right, another double-headed arrow indicates a duration of 4-5 seconds. A box on the left contains the instruction: 'keep play position, fingers on the indicated keys don't play nothing'. On the right side of the staves, the letter 'O' is written, with a vertical line connecting the two staves.

IV

10 sec,

5 sec,

5 sec,

5 sec,

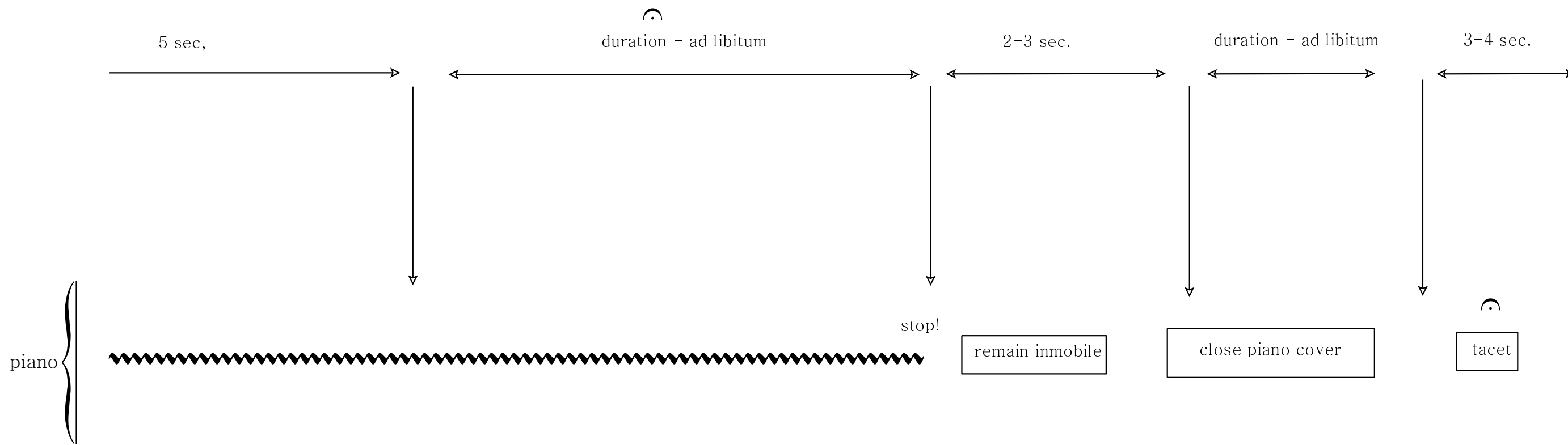
5 sec,

piano

3-7 sec. 1-2 sec.

3-7 sec. 1-2 sec.

Detailed description: This block shows the musical notation for section IV. It consists of two piano staves, treble and bass clef, with a brace on the left labeled 'piano'. The notation is represented by a series of boxes and wavy lines. Above the staves, a sequence of durations is indicated by double-headed arrows: 10 sec, 5 sec, 5 sec, 5 sec, 5 sec. Below the staves, there are two boxes. The first box contains the text '3-7 sec. 1-2 sec.' and a diagram of three piano keys. The second box also contains '3-7 sec. 1-2 sec.' and a diagram of three piano keys. Wavy lines connect these boxes and extend across the staves. The notation ends with a double bar line.



4 $\text{♩} = 60$ V

4 "play" without the instrument

A musical score for piano in 4/4 time, marked "f" (forte) and "play" without the instrument. The score consists of two systems of music. Each system has a treble clef staff and a bass clef staff. The treble staff contains a series of notes with accents (>) and stems pointing upwards, with a fermata over the final note of each system. The bass staff contains a series of notes with stems pointing downwards. The tempo is marked as 4/4 with a quarter note equal to 60 beats per minute. The score is divided into two measures, each labeled "19:16".

piano

19:16

19:16

piano

19:16

19:16

piano

19:16

19:16

piano

19:16

19:16

piano

19:16

19:16

Detailed description: This musical score is for a piano piece, measures 1 through 16. It is written in 3/4 time. The right hand (treble clef) features a complex rhythmic pattern with accents (>) and a 19:16 ratio indicated above the staff. The left hand (bass clef) has a steady bass line with notes on the 2nd, 4th, and 6th beats of each measure. The score is divided into two systems of 8 measures each.

piano

ffff

19:16

ffff

Detailed description: This musical score continues the piano piece, measures 17 through 24. It maintains the same rhythmic pattern and bass line as the previous system. The right hand (treble clef) features a complex rhythmic pattern with accents (>) and a 19:16 ratio indicated above the staff. The left hand (bass clef) has a steady bass line. The score ends with a fermata in both hands. A 'ffff' dynamic marking is present above the staff in measure 20 and below the staff in measure 24.

VI

10 sec. 5 sec. 1- 2 sec. 5 sec. 10 sec. 15 sec. 10 sec.

secco cluster
(maximum 4-5 notes)

8^{va} >

sffff

8^{vb} >

sffff
secco cluster
(maximum 4-5 notes)

piano { keep play position
fists ready to play cluster
do not play!

VII

piano {

3-7 sec. clean the white keys with the rag	3-7 sec. clean the black keys with the rag	3-7 sec. close key cover	3-7 sec. clean the key cover with the rag	3-7 sec. clean the strings with the rag	3-7 sec. close piano cover
--	--	--------------------------------	---	---	-------------------------------

piano {

tacet
2-3 sec.

enable electronic metronom
and leave the scene with a case
and notes

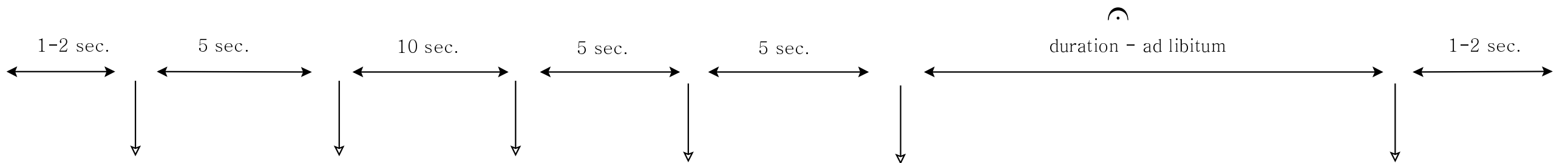
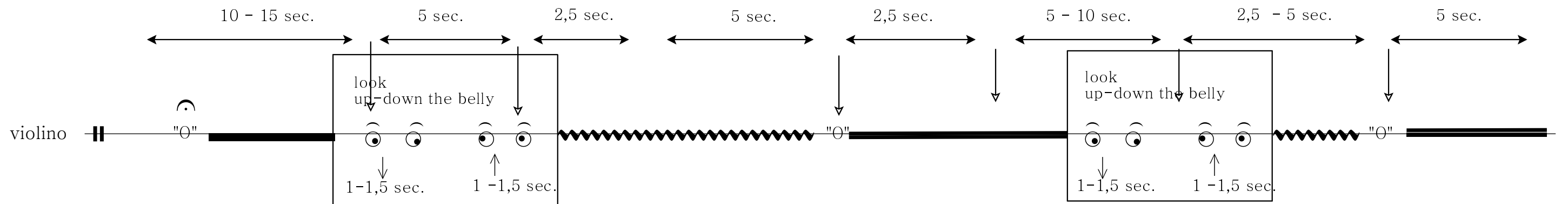
together!!!



violino II

I

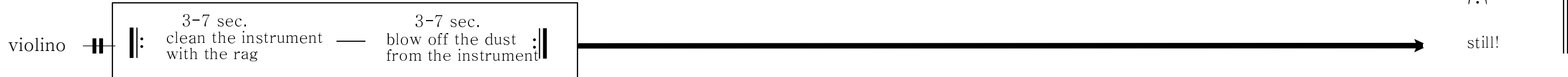
georgy dorokhov



II

55 sec.

4 - 5 sec.



III

55 sec.

4 - 5 sec.



IV

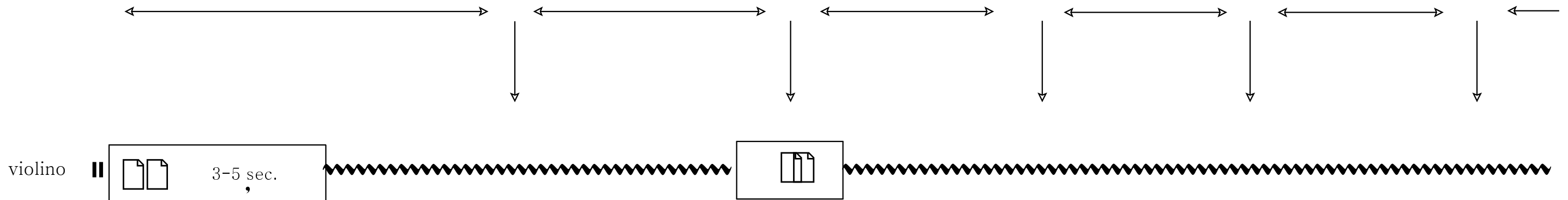
10 sec,

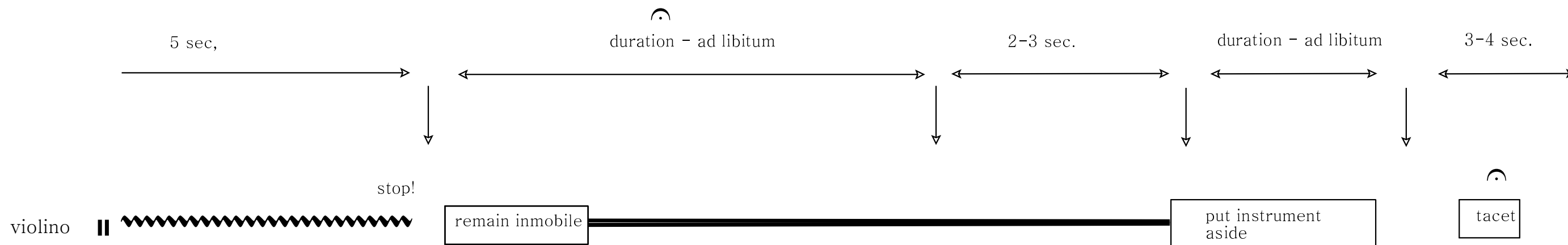
5 sec,

5 sec,

5 sec,

5 sec,





4 ♩ = 60

V

4 "play arco" without the instrument

21:16

21:16

violino

"f"

21:16

21:16

violino

21:16

violino

21:16

21:16

violino

21:16

21:16

violino

21:16

21:16

violino

21:16

21:16

violino

21:16

"ffff"

VI

10 sec.

5 sec.

1-2 sec.

5 sec.

10 sec.

15 sec.

10 sec.

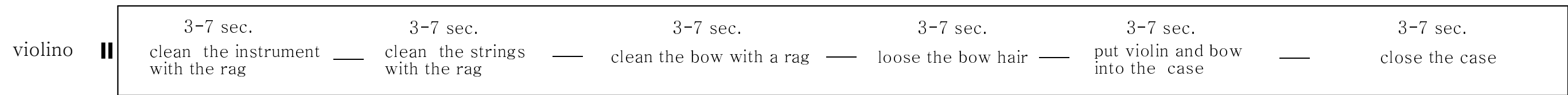
keep play position
bow firmly pressed (in frog)
do not play!

arco with the pression

violino

sffff

VII



together!!!!

enable tuner
and leave the scene with a case
and notes

violino ||

tacet 2-3 sec.



georgy dorokhov

exposition-VII

(2011/version 2012)

10 - 15 sec. 5 sec. 2,5 sec. 5 sec. 2,5 sec. 5 - 10 sec. 2,5 - 5 sec. 5 sec.

bass clarinet
"O" ██████████ 5-6 sec. 2-3 sec. ██████████ "O" ██████████
смотреть в растроб смотреть вверх

bassoon
"O" ██████████ 3-4 sec. 1-2 sec. ██████████ "O" ██████████
смотреть "внутри" трости смотреть вверх

percussion
"O" ██████████

piano
"O" ██████████

violino
"O" ██████████ 1-1,5 sec. 1-1,5 sec. ██████████ "O" ██████████ 1-1,5 sec. 1-1,5 sec. ██████████ "O" ██████████
смотреть на деку вниз вверх смотреть на деку вниз вверх

1-2 sec. 5 sec. 5 sec. 5 sec. 5 sec. 5 sec. duration - ad libitum 1-2 sec.

bass clarinet
медленно поворачивать инструмент направо-налево

bassoon
медленно поворачивать инструмент направо-налево

percussion
повернуться. и рассматривать инструмент сзади
(t-tam)

piano
смотреть на струны
встать со стула
залезть под рояль
рассматривать инструмент снизу
вылезти из под инструмента
сесть на стул приготавливаясь играть

violino
медленно поворачивать инструмент направо-налево

"O"

The score consists of five staves: bass clarinet, bassoon, percussion, piano, and violino. Above the staves, a series of horizontal arrows indicate timing intervals: 1-2 sec., 5 sec., 5 sec., 5 sec., 5 sec., 5 sec., duration - ad libitum, and 1-2 sec. The bass clarinet and bassoon parts feature a wavy line followed by a solid line, with a circled 'O' marking the transition. The percussion part has a solid line with a 't-tam' sound effect and a stick icon. The piano part includes a diagram of a piano with arrows pointing to the strings and under the instrument. The violino part has a wavy line followed by a solid line, with a circled 'O' marking the transition. Various performance instructions in Russian are placed between the staves, with arrows pointing to specific moments in the score.

II

55 sec. 4 - 5 sec.

bass clarinet 3-7 sec. протирать инструмент тряпкой — 3-7 sec. сдувать пыль с инструмента :||| ————— stop!

bassoon 3-7 sec. протирать инструмент тряпкой — 3-7 sec. сдувать пыль с инструмента :||| ————— stop!

percussion правой рукой протирать поверхность большого барабана (полукругами) rrrrrrrr (0) ————— stop!

piano 3-7 sec. протирать клавиши тряпкой — 3-7 sec. сдувать пыль с клавиш :||| ————— stop!

violino 3-7 sec. протирать инструмент тряпкой — 3-7 sec. сдувать пыль с инструмента :||| ————— stop!

N.B.! до знака x) синхронность игры не приемлема!

III

55 sec.

4 - 5 sec.

сидеть в положении игры, с фиксированной аппликатурой, ничего не играть

bass clarinet

(v)



"O"

сидеть в положении игры, с фиксированной аппликатурой, ничего не играть

bassoon

(v)



"O"

занять позицию игры, положив палочки на инструмент, словно собираясь играть тремоло. ничего не играть

percussion

(v)

"timpani"



"O"



сидеть в положении игры, с зажатыми клавишами, ничего не играть

piano



"O"



сидеть в положении игры, с крепко прижатым смычком у колодки (на IV струне) ничего не играть

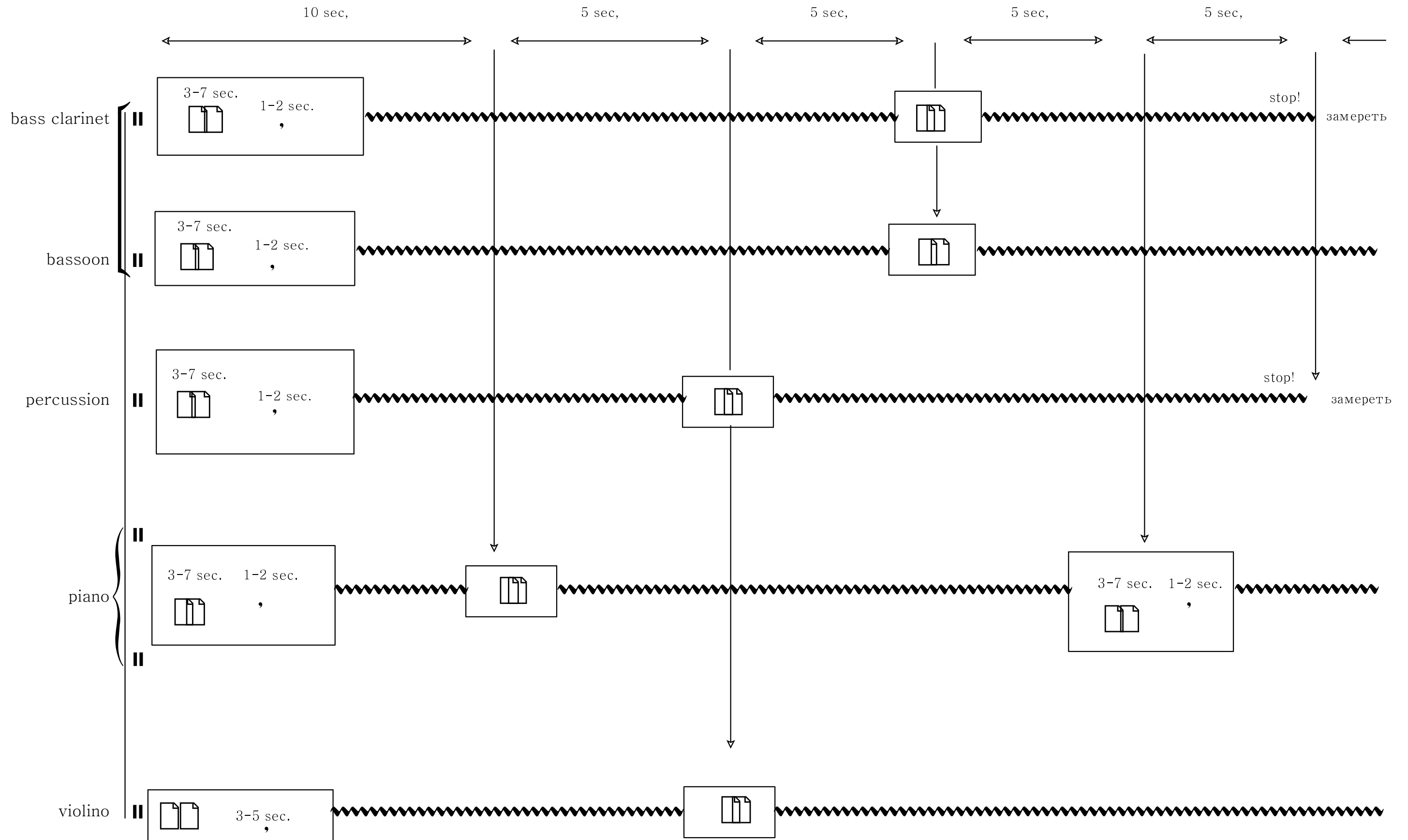
violino

(v)



"O"

IV



5 sec, duration - ad libitum 2-3 sec. duration - ad libitum 3-4 sec.

bass clarinet || **—————** положить инструмент в сторону tacet

bassoon || **~~~~~** stop! замереть **—————** положить инструмент в сторону tacet

percussion || **—————** отойти от инструментов tacet

piano { **~~~~~** stop! замереть **~~~~~** замереть закрыть крышку клавиатуры tacet

violino || **~~~~~** stop! замереть **—————** положить инструмент и смычок в сторону tacet

Detailed description: This diagram illustrates the timing and actions for five instruments during a specific musical passage. The instruments are bass clarinet, bassoon, percussion, piano, and violino. The passage is divided into five time intervals: 5 seconds, duration - ad libitum, 2-3 seconds, duration - ad libitum, and 3-4 seconds. Each instrument has a specific action or state during each interval. The bass clarinet and percussion play a solid line throughout. The bassoon and piano play a wavy line, which stops at the beginning of the first ad libitum interval. The violino plays a wavy line, which stops at the beginning of the first ad libitum interval. At the end of the passage, each instrument has a specific action: bass clarinet (put instrument aside), bassoon (put instrument aside), percussion (move away from instruments), piano (close keyboard cover), and violino (put instrument and bow aside). The diagram uses vertical lines to mark the boundaries between intervals and arrows to indicate the duration of each interval. The word 'tacet' is written at the end of each instrument's part.

4
4

$\text{♩} = 80$

V

"играть" без инструмента

bass clarinet

"p "

13:16

bassoon

"играть" без инструмента

"p "

15:16

percussion

"играть" без инструментов
(положение игры - палочками, воображаемые инструменты - том-томы, бонги)

"p "

17:16

piano

"играть" без инструмента (над крышкой рояля, будто она открыта)

"p "

19:16

violino

"играть arco" без инструмента и смычка

"p "

21:16

This musical score page features five staves: bass clarinet, bassoon, percussion, piano, and violin. The bass clarinet, bassoon, and percussion staves are in common time (C) and use a simplified notation with stems and flags. The piano part consists of two staves, treble and bass clef, with a grand staff brace. The violin part is in common time and uses a simplified notation with stems and flags. The score is divided into two systems. The first system contains measures 13-16, 15-16, 17-16, 19-16, and 21-16. The second system contains measures 13-16, 15-16, 17-16, 19-16, and 21-16. The measure numbers are printed below the staves, and the time signature is indicated by a 'C' symbol.

This musical score page features five staves: bass clarinet, bassoon, percussion, piano, and violino. The score is divided into two systems. The bass clarinet, bassoon, and percussion parts are written in a simplified notation with stems and flags, often featuring thick black bars indicating sustained notes or rests. The piano part is written in a standard grand staff with treble and bass clefs, using rectangular notes. The violino part uses a simplified notation with stems and flags, and includes a thick black bar at the bottom of the staff. Measure numbers 13:16, 15:16, 17:16, 19:16, and 21:16 are placed above the staves to indicate specific points in the music. The page number '10' is located in the top right corner.

bass clarinet

bassoon

percussion

piano

violino

13:16

15:16

17:16

19:16

21:16

This musical score page, numbered 11, features five staves: bass clarinet, bassoon, percussion, piano, and violino. The score is divided into two systems. The bass clarinet and bassoon parts play a rhythmic pattern of eighth notes with accents, with durations of 13:16 and 15:16 respectively. The percussion part follows a similar pattern with a duration of 17:16. The piano part consists of a rhythmic accompaniment of eighth notes in both treble and bass clefs, with a duration of 19:16. The violino part plays a rhythmic pattern of eighth notes with accents, with a duration of 21:16. The score includes various musical notations such as accents (>), slurs, and dynamic markings.

bass clarinet *13:16*

bassoon *15:16*

percussion *17:16*

piano *19:16*

violino *21:16*

This musical score is divided into two systems. The instruments are bass clarinet, bassoon, percussion, piano, and violin. The score includes various musical notations such as stems with accents, beams, and dynamic markings. Time signatures are indicated above the staves: 13:16 for bass clarinet, 15:16 for bassoon, 17:16 for percussion, 19:16 for piano, and 21:16 for violin. The piano part features a grand staff with treble and bass clefs. The violin part includes a double bar line at the beginning of the first system and a fermata over a note in the second system.

bass clarinet 13:16

bassoon 15:16

percussion 17:16

piano 19:16

violino 21:16

This musical score page features five staves: bass clarinet, bassoon, percussion, piano, and violino. The bass clarinet, bassoon, and percussion staves are in common time (C) and use a simplified notation with stems and flags. The piano part is in 3/4 time, with a treble clef for the right hand and a bass clef for the left hand. The violino part is in common time (C) and uses a simplified notation with stems and flags. The score is divided into two systems. The first system contains measures 13-16, 15-16, 17-16, 19-16, and 21-16. The second system contains measures 13-16, 15-16, 17-16, 19-16, and 21-16. Brackets above the staves indicate the measure ranges for each instrument. The piano part includes chordal textures and melodic lines in both hands. The violino part features a rhythmic pattern of eighth and sixteenth notes.

4 - 5 sec.

The musical score is arranged in five systems, each with a staff and a double-line brace below it. The instruments are labeled on the left: bass clarinet, bassoon, percussion, piano, and violino. The piano part consists of two staves (treble and bass clef). The score includes various musical notations such as notes, rests, and dynamic markings. The dynamic marking "ffff" appears in the double-line brace area of each system. Time signatures are indicated by numbers in the format *13:16*, *15:16*, *17:16*, *19:16*, and *21:16*. The score concludes with a final measure in each system, marked with a fermata.

bass clarinet

bassoon

percussion

piano

violino

13:16

15:16

17:16

19:16

21:16

"ffff "

"ffff "

"ffff "

"ffff "

"ffff "

VI

10 sec. 5 sec. 1-2 sec. 5 sec. 10 sec. 15 sec. 10 sec.

bass clarinet
 сидеть в положении игры, подготовившись сыграть далее указанный прием, ничего не играть
 ()
 sffff
 мультифоник, (или расщепленный звук)

bassoon
 сидеть в положении игры, подготовившись сыграть далее указанный прием, ничего не играть
 ()
 flap
 sffff

percussion
 стоять с двумя тарелками в руке не играть!
 ()
 очень медленно разводите тарелки в разные стороны, připravляясь к очень громкому удару
 застыть неподвижно. готовясь к удару
 удар в тарелки, как в каком либо сочинении Вагнера, или Малера
 sffff

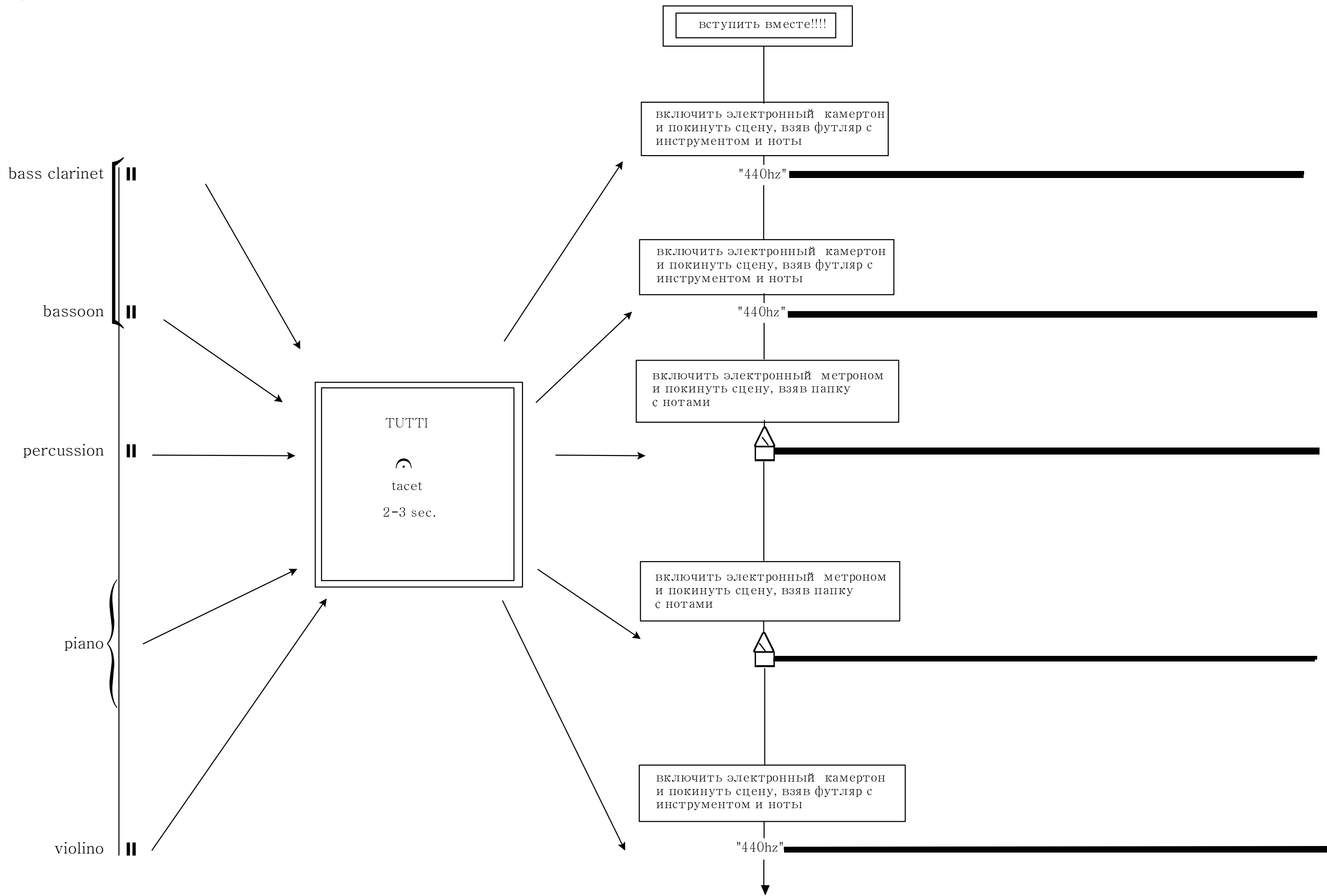
piano
 сидеть в положении игры, подготовившись сыграть далее указанный кластер, ничего не играть
 ()
 сухой кластер кулаком (максимум 4-5 нот)
 8^{va}
 sffff
 сухой кластер кулаком (максимум 4-5 нот)
 8^{vb}
 sffff

violino
 сидеть в положении игры, подготовившись сыграть далее указанный прием, ничего не играть
 ()
 arco по струнам у колодки со скрежетом. и движением, совпадающим с указанным графиком
 sffff

VII

bass clarinet	7-10 sec. протирать механизм инструмента тряпкой от пыли	7-10 sec. снять трость и продуть от пыли	7-10 sec. разобрать инструмент	7-10 sec. протирать разобранный инструмент тряпкой	7-10 sec. сложить инструмент в футляр	7-10 sec. заккрыть футляр
bassoon	7-10 sec. протирать механизм инструмента тряпкой от пыли	7-10 sec. снять трость и продуть от пыли	7-10 sec. разобрать инструмент	7-10 sec. протирать разобранный инструмент тряпкой	7-10 sec. сложить инструмент в футляр	7-10 sec. заккрыть футляр
percussion	7-10 sec. положить тарелки	7-10 sec. протирать тарелки тряпкой	7-10 sec. протирать палочки тряпкой	7-10 sec. вытряхивать тряпку от пыли	7-10 sec. собрать страницы	7-10 sec. положить ноты в папку (или файл)
piano	7-10 sec. протирать тряпкой белые клавиши	7-10 sec. протирать тряпкой черные клавиши	7-10 sec. заккрыть крышку клавиатуры	7-10 sec. протирать тряпкой крышку клавиатуры	7-10 sec. протирать тряпкой струны рояля	7-10 sec. заккрыть крышку рояля
violino	7-10 sec. протирать корпус инструмента тряпкой	7-10 sec. протирать струны тряпкой	7-10 sec. протирать смычок тряпкой	7-10 sec. спустить волос смычка	7-10 sec. положить скрипку и смычок в футляр	7-10 sec. заккрыть футляр

N.B.! до следующей страницы малейшая синхронность игры неприемлема



I

georgy dorokhov

10 - 15 sec. 5 sec. 2,5 sec. 5 sec. 2,5 sec. 5 - 10 sec. 2,5 - 5 sec. 5 sec.

bass clarinet || "O" ██████████ ⦿ ⦿ ⦿ ⦿ "O" ██████████

5-6 sec. 2-3 sec.

смотреть в раструб смотреть вверх

1-2 sec. 5 sec. 5 sec. 5 sec. 5 sec. 5 sec. duration - ad libitum 1-2 sec.

bass clarinet || ██████████ медленно поворачивать инструмент направо-налево ██████████ "O" ██████████

II

55 sec. 4 - 5 sec.

bass clarinet || ||: 3-7 sec. протирать инструмент тряпкой — 3-7 sec. сдувать пыль с инструмента :|| ██████████ stop!

III

55 sec. 4 - 5 sec.

bass clarinet || (∇) ██████████ "O" ██████████

сидеть в положении игры, с фиксированной аппликатурой, ничего не играть

IV

10 sec, 5 sec, 5 sec, 5 sec, 5 sec

bass clarinet || 3-7 sec. 1-2 sec. stop! замереть

5 sec, duration - ad libitum 2-3 sec. duration - ad libitum 3-4 sec.

bass clarinet || положить инструмент в сторону tacet

V

4

=80

4

"играть" без инструмента

bass clarinet || "p" 13:16

bass clarinet || 13:16

bass clarinet

13:16

bass clarinet

13:16

bass clarinet

13:16

bass clarinet

13:16

bass clarinet

13:16 "ffff"

4 - 5 sec.

VI

bass clarinet

10 sec. 5 sec. 1-2 sec. 5 sec. 10 sec. 15 sec. 10 sec.

сидеть в положении игры, подготовившись сыграть далее указанный прием, ничего не играть

сffff
мультифоник,
(или расщепленный звук)

VII

bass clarinet

7-10 sec. протирать механизм инструмента тряпкой от пыли

7-10 sec. снять трость и продуть от пыли

7-10 sec. разобрать инструмент


7-10 sec. протирать разобранный инструмент тряпкой

7-10 sec. сложить инструмент в футляр

7-10 sec. закрыть футляр

I


10 - 15 sec. 5 sec. 2,5 sec. 5 sec. 2,5 sec. 5 - 10 sec. 2,5 - 5 sec. 5 sec.

bassoon 

3-4 sec. 1-2 sec.

смотреть "внутри" трости смотреть вверх


1-2 sec. 5 sec. 5 sec. 5 sec. 5 sec. 5 sec. duration - ad libitum 1-2 sec.

bassoon 

медленно поворачивать инструмент направо-налево

II

55 sec. 4 - 5 sec.

bassoon 


3-7 sec. 3-7 sec.

протирать инструмент тряпкой сдувать пыль с инструмента

stop!

III


55 sec. 4 - 5 sec.

bassoon 



сидеть в положении игры, с фиксированной аппликатурой, ничего не играть

IV

10 sec, 5 sec, 5 sec, 5 sec, 5 sec,



bassoon  3-7 sec. 1-2 sec. ,

5 sec, duration - ad libitum 2-3 sec. duration - ad libitum 3-4 sec.



bassoon  stop! замереть  положить инструмент в сторону tacet

V

"играть" без инструмента 15:16

bassoon  "p"  15:16

15:16 15:16

bassoon   15:16

bassoon

15:16

15:16

Detailed description: This staff shows a sequence of notes with accents (>) and dynamic markings. The first section is marked with a bracket and the ratio 15:16. The second section is also marked with a bracket and the ratio 15:16. There are thick horizontal lines below the staff in both sections, indicating a specific performance technique or breath mark.

bassoon

15:16

15:16

Detailed description: This staff shows a sequence of notes with accents (>) and dynamic markings. The first section is marked with a bracket and the ratio 15:16. The second section is also marked with a bracket and the ratio 15:16. There are thick horizontal lines below the staff in both sections.

bassoon

15:16

15:16

Detailed description: This staff shows a sequence of notes with accents (>) and dynamic markings. The first section is marked with a bracket and the ratio 15:16. The second section is also marked with a bracket and the ratio 15:16. There are thick horizontal lines below the staff in both sections.

bassoon

15:16

15:16

Detailed description: This staff shows a sequence of notes with accents (>) and dynamic markings. The first section is marked with a bracket and the ratio 15:16. The second section is also marked with a bracket and the ratio 15:16. There are thick horizontal lines below the staff in both sections.

bassoon

15:16

ffff

Detailed description: This staff shows a sequence of notes with accents (>) and dynamic markings. The first section is marked with a bracket and the ratio 15:16. There are thick horizontal lines below the staff. At the end of the staff, there is a fermata-like symbol and the dynamic marking "ffff".

VI

10 sec. 5 sec. 1- 2 sec. 5 sec. 10 sec. 15 sec. 10 sec.

сидеть в положении игры, подготовившись сыграть далее указанный прием, ничего не играть

flap

sfffff

bassoon

VII

7-10 sec. 7-10 sec. 7-10 sec. 7-10 sec. 7-10 sec. 7-10 sec.

протирать механизм инструмента тряпкой от пыли снять трость и продуть от пыли разобрать инструмент протирать разобранный инструмент тряпкой сложить инструмент в футляр закрыть футляр

bassoon

I

georgy dorokhov

10 - 15 sec. 5 sec. 2,5 sec. 5 sec. 2,5 sec. 5 - 10 sec. 2,5 - 5 sec. 5 sec.

percussion | || "O"

1-2 sec. 5 sec. 5 sec. 5 sec. 5 sec. 5 sec. duration - ad libitum 1-2 sec.

percussion | ||

повернуться.
и рассматривать
инструмент сзади

(t-tam)

II

55 sec. 4 - 5 sec.

правой рукой протирать
поверхность большого
барабана (полукругами)

percussion | ||

rrrrrrr (0) stop!

III

55 sec. 4 - 5 sec.

занять позицию игры,
положив палочки на инструмент,
словно собираясь играть тремоло.
ничего не играть

percussion | || (∅) "O"

"timpani"

IV

10 sec, 5 sec, 5 sec, 5 sec, 5 sec

percussion || 3-7 sec. 1-2 sec. stop! замереть

5 sec, duration - ad libitum 2-3 sec. duration - ad libitum 3-4 sec.

percussion || отой ти от инструментов tacet

V

"играть" без инструментов
(положение игры - палочками, воображаемые инструменты - том-томы, бонги)

17:16

percussion || "p"

17:16

percussion ||

percussion **H** **17:16** **17:16**

percussion **H** **17:16** **17:16**

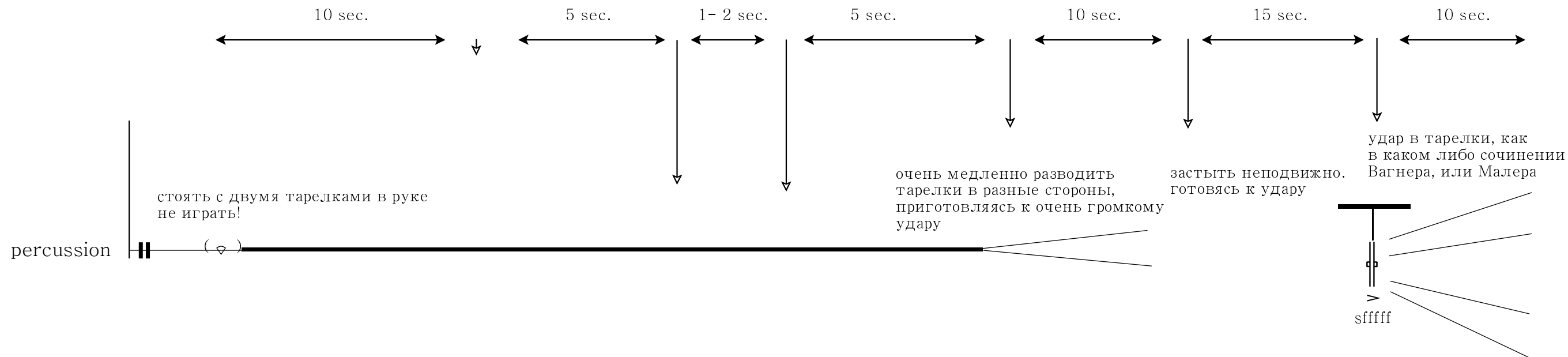
percussion **H** **17:16** **17:16**

percussion **H** **17:16** **17:16**

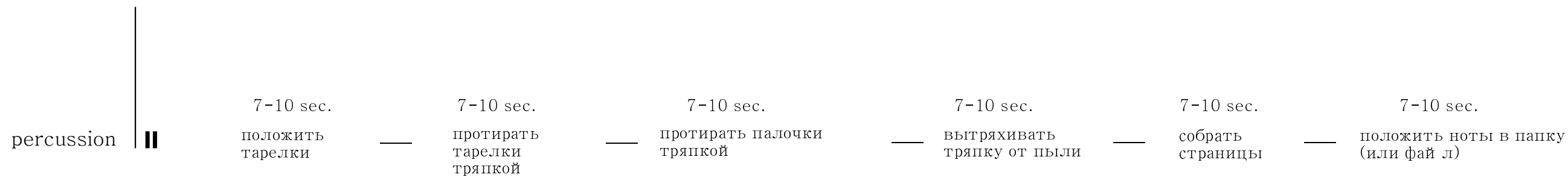
percussion **H** **17:16**

=====
=====
"fff "

VI



VII



I

10 - 15 sec. 5 sec. 2,5 sec. 5 sec. 2,5 sec. 5 - 10 sec. 2,5 - 5 sec. 5 sec.

↓ ↓ ↓ ↓ ↓ ↓ ↓ ↓

смотреть на деку
вниз вверх

смотреть на деку
вниз вверх

violino | || "0" ██████████ ○ ○ ○ ○ ~~~~~ "0" ██████████ ○ ○ ○ ○ ~~~~~ "0" ██████████

1-1,5 sec. 1 -1,5 sec. 1-1,5 sec. 1 -1,5 sec.

1-2 sec. 5 sec. 5 sec. 5 sec. 5 sec. 5 sec. duration - ad libitum 1-2 sec.

↓ ↓ ↓ ↓ ↓ ↓ ↓ ↓

медленно поворачивать
инструмент
направо-налево

violino | || ██████████ ~~~~~ "0" ██████████

II

55 sec. 4 - 5 sec.

3-7 sec. 3-7 sec.

протирать
инструмент
тряпкой сдувать пыль
с инструмента

violino | || :|| ██████████ x stop! ||

N.B.! до знака x) синхронность игры неприемлема!

III

55 sec. 4 - 5 sec.

сидеть в положении игры,
с крепко прижатым смычком
у колодки (на IV струне)
ничего не играть

violino | || (∞) ██████████ "0" ██████████

IV

10 sec, 5 sec, 5 sec, 5 sec, 5 sec,

violino 3-5 sec.

5 sec, stop! замереть duration - ad libitum 2-3 sec. duration - ad libitum 3-4 sec. tacet

положить инструмент и смычок в сторону

V

"играть arco" без инструмента и смычка

21:16 p 21:16

violino

21:16 21:16

violino

violino **||** *21:16* *21:16*

The first violin part begins with a double bar line and a fermata. It features a series of notes with dynamic markings such as accents (>) and hairpins (< and >). A bracket above the first 10 measures is labeled *21:16*. The notation continues with more notes and dynamic markings, ending with a fermata.

violino **||** *21:16*

The second violin part begins with a double bar line and a fermata. It features a series of notes with dynamic markings such as accents (>) and hairpins (< and >). A bracket above the first 10 measures is labeled *21:16*. The notation continues with more notes and dynamic markings, ending with a fermata.

violino **||** *21:16* *21:16*

The third violin part begins with a double bar line and a fermata. It features a series of notes with dynamic markings such as accents (>) and hairpins (< and >). A bracket above the first 10 measures is labeled *21:16*. The notation continues with more notes and dynamic markings, ending with a fermata.

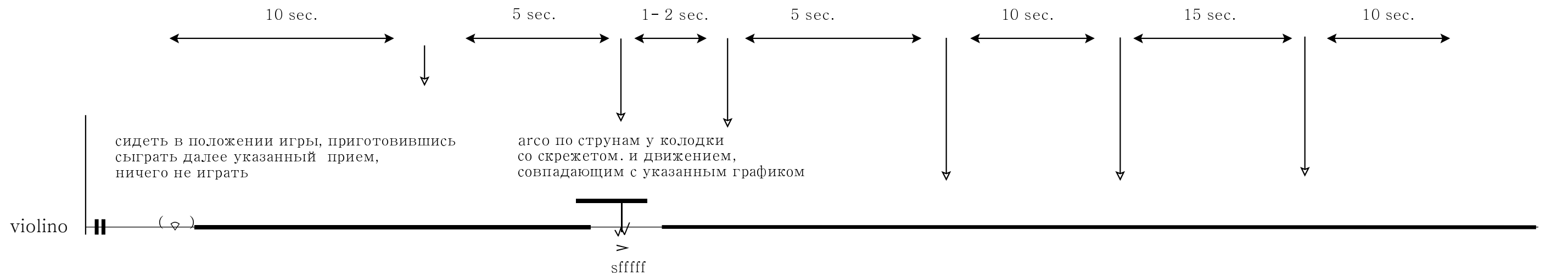
violino **||** *21:16* *21:16*

The fourth violin part begins with a double bar line and a fermata. It features a series of notes with dynamic markings such as accents (>) and hairpins (< and >). A bracket above the first 10 measures is labeled *21:16*. The notation continues with more notes and dynamic markings, ending with a fermata.

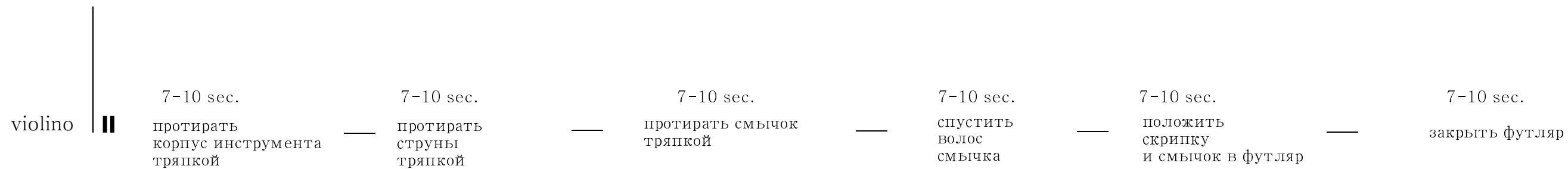
violino **||** *21:16* *ffff*

The fifth violin part begins with a double bar line and a fermata. It features a series of notes with dynamic markings such as accents (>) and hairpins (< and >). A bracket above the first 10 measures is labeled *21:16*. The notation continues with more notes and dynamic markings, ending with a fermata. Below the staff, the dynamic marking *ffff* is indicated.

VI



VII



N.B.! до следующей страницы малейшая синхронность игры неприемлема